

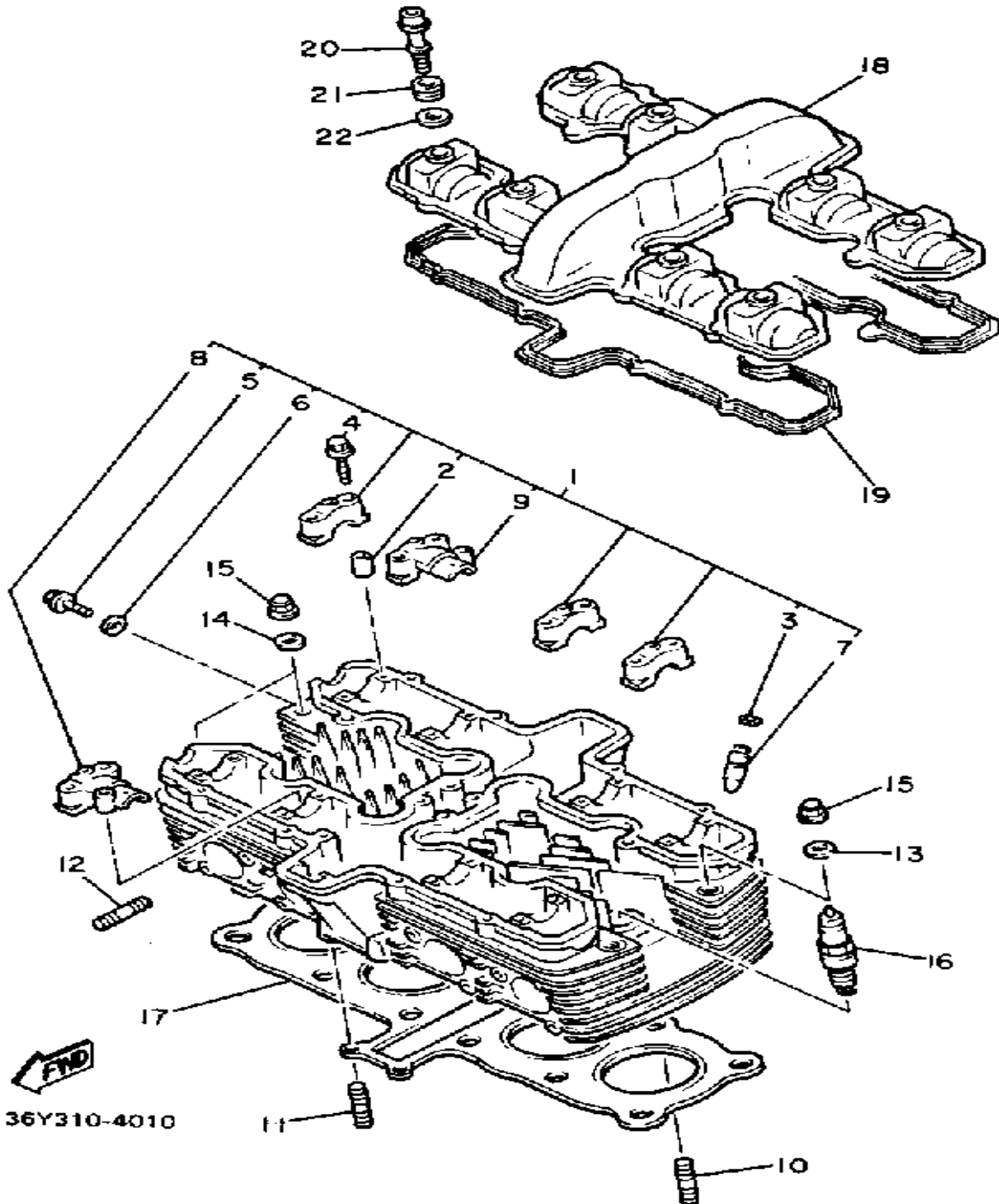
**YAMAHA**

**GENUINE**

**PARTS CATALOGUE**

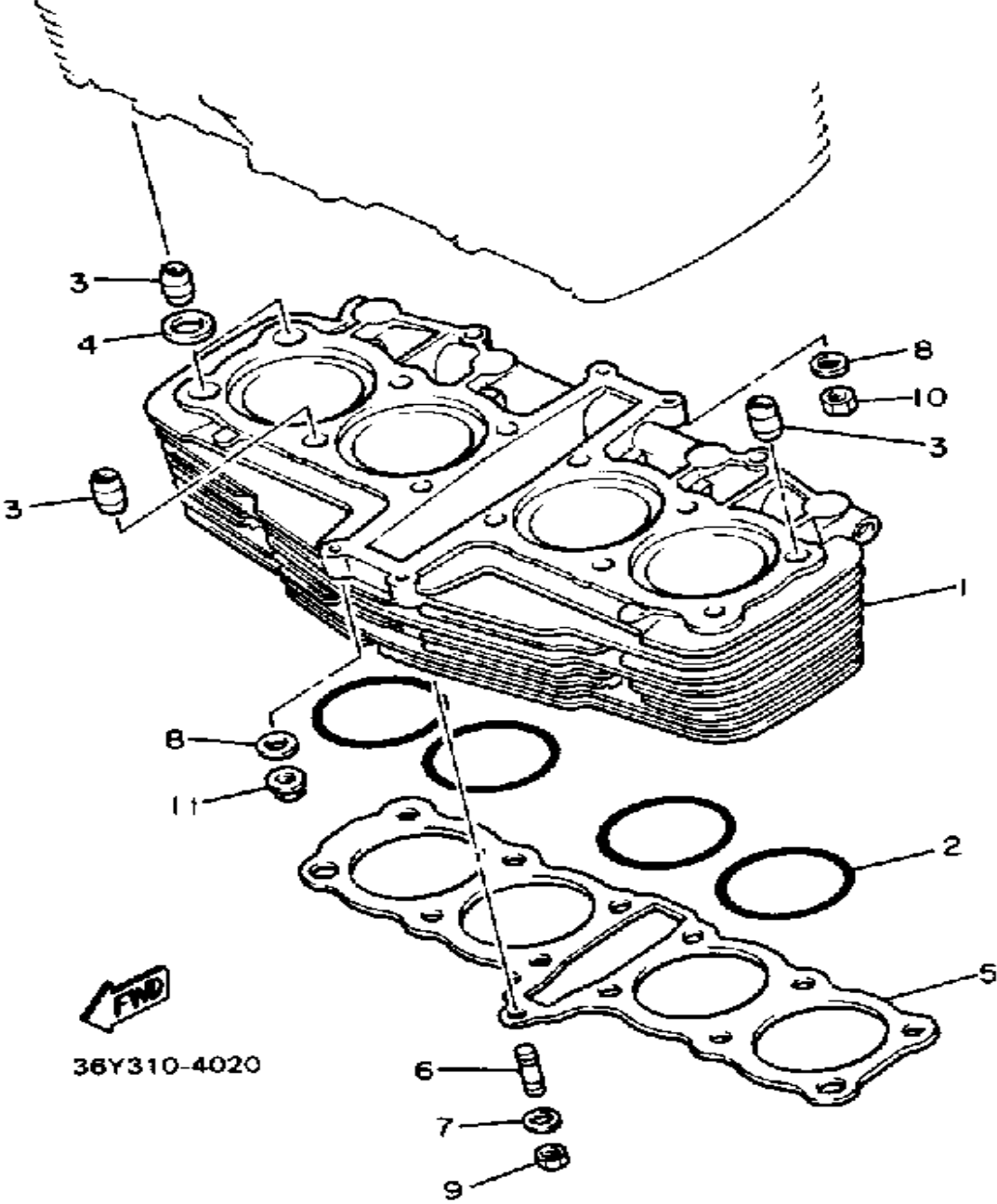
**MOTORCYCLE**

# CYLINDER HEAD



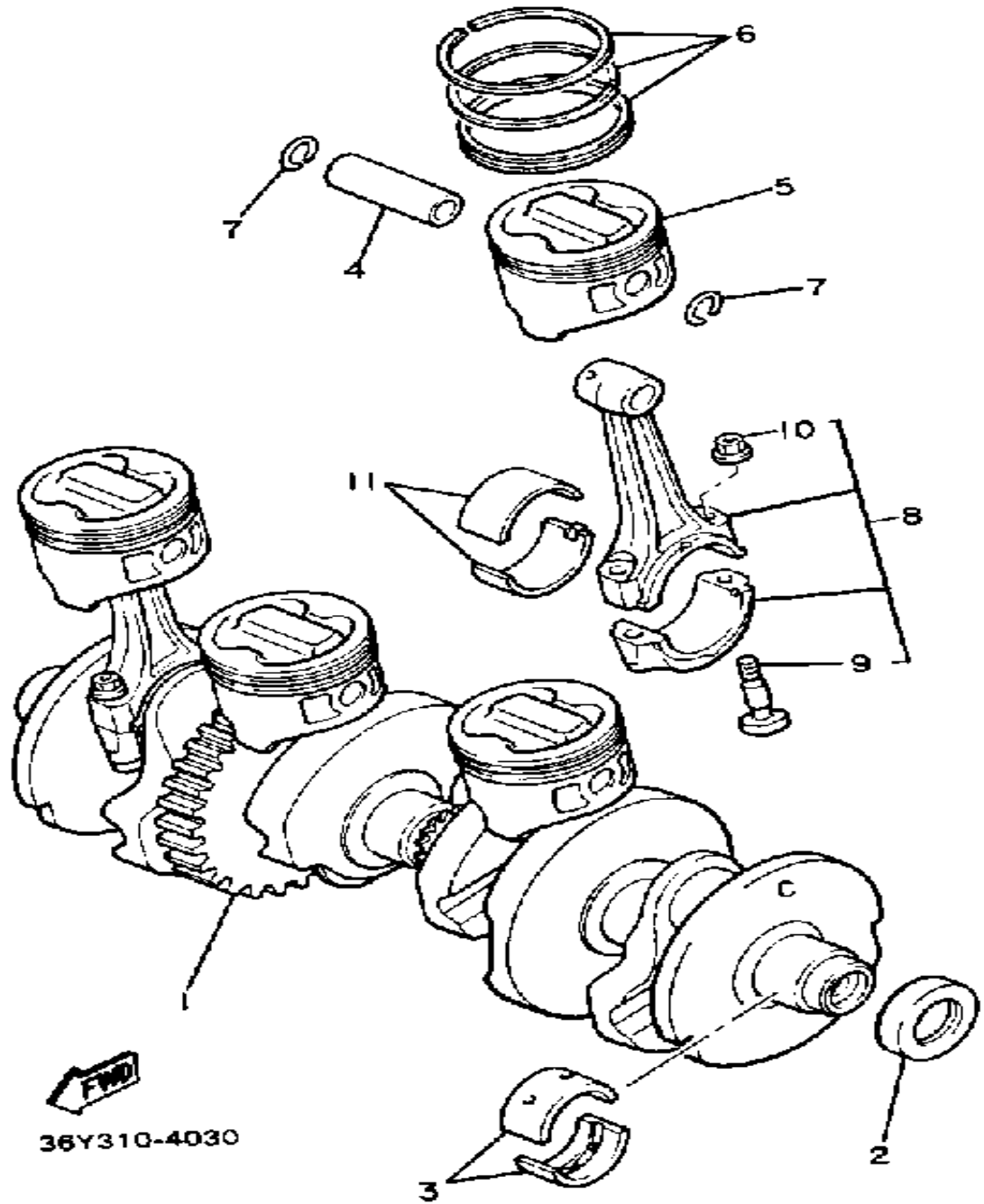
| Ref. No. | Part Number     | Description                               | Qty | Remarks |
|----------|-----------------|---|-----|---------|
| 1        | 36Y-11101-02-00 | CYLINDER HEAD ASSEMBLY                    | 1   |         |
| 2        | 99510-08016-00  | . PIN, DOWEL                              | 16  |         |
| 3        | 93440-10109-00  | . CIRCLIP                                 | 16  |         |
| 4        | 90105-06305-00  | . BOLT, WASHER BASED                      | 18  |         |
| 5        | 90153-06045-00  | . SCREW, HEXAGON                          | 1   |         |
| 6        | 90430-06014-00  | . GASKET                                  | 1   |         |
| 7        | 36Y-11133-10-00 | . GDE, INTK VLV 1 O/S                     | 16  |         |
| 8        | 36Y-12193-10-00 | . CAP, CAMSHAFT 3                         | 1   |         |
| 9        | 36Y-12178-10-00 | . CAP, CAMSHAFT 4                         | 1   |         |
| 10       | 95612-06625-00  | BOLT, STUD                                | 2   |         |
| 11       | 95611-06630-00  | BOLT, STUD                                | 2   |         |
| 12       | 95611-08635-00  | BOLT, STUD                                | 8   |         |
| 13       | 90201-102G9-00  | WASHER, PLATE                             | 10  |         |
| 14       | 90201-10128-00  | WASHER, PLATE                             | 2   |         |
| 15       | 90176-10053-00  | NUT, CROWN                                | 12  |         |
| 16       | NGK-DP8EA-90-00 | PLUG, SPARK (NGK DP8EA-9)                 | 4   |         |
| 17       | 1TX-11181-00-00 | GASKET, CYLINDER HEAD<br>1CYLINDER HEAD 1 | 1   |         |
| 18       | 36Y-11191-01-00 | COVER, CYLINDER.HEAD 1                    | 1   |         |
| 19       | 36Y-11193-00-00 | GASKET, HD.COVER 1                        | 1   |         |
| 20       | 90109-064F0-00  | BOLT                                      | 8   |         |
| 21       | 2GH-1111G-00-00 | RUBBER, MOUNT 1                           | 8   |         |
| 22       | 90209-11262-00  | WASHER                                    | 8   |         |

# CYLINDER



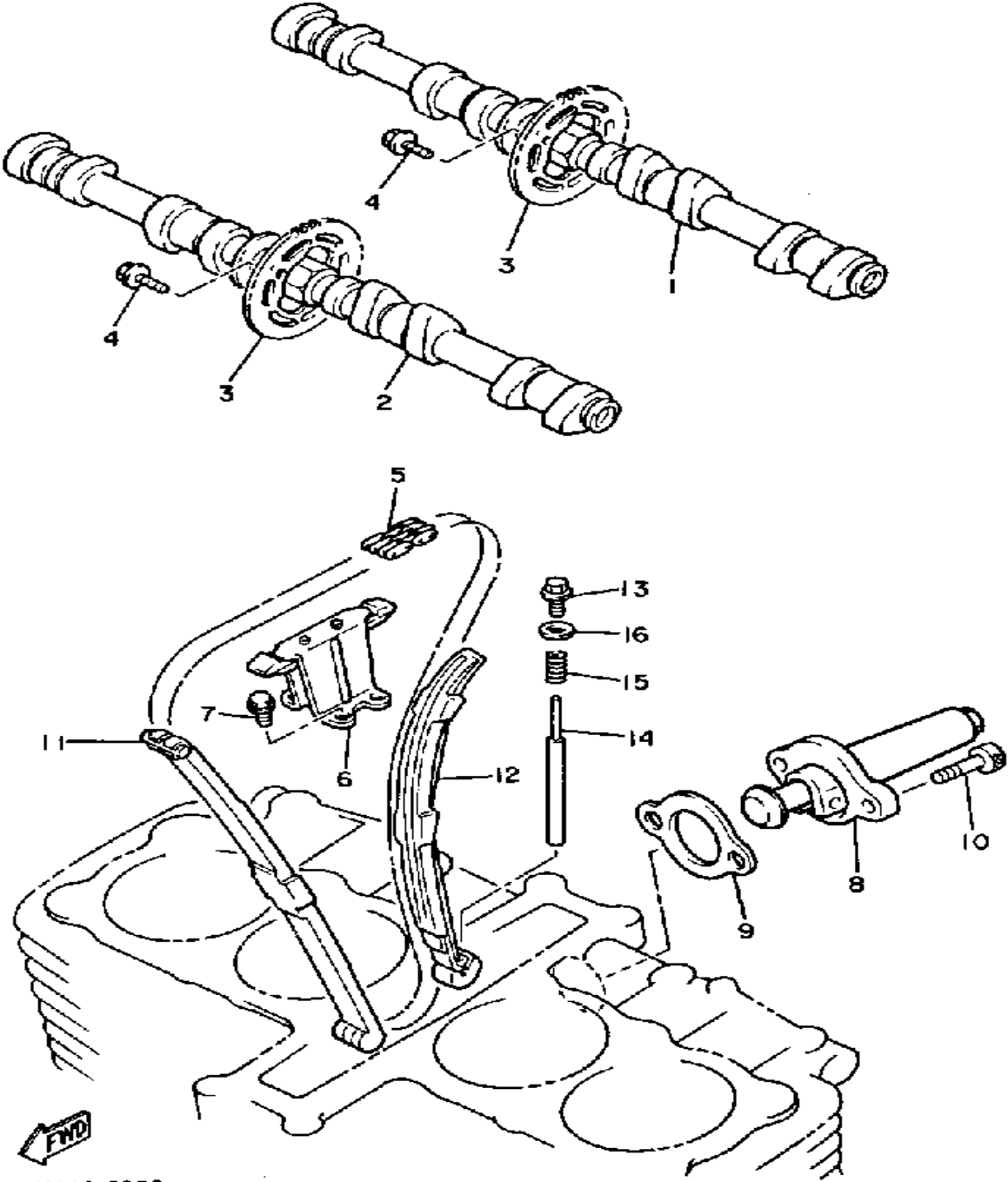
| Ref. No. | Part Number     | Description            | Qty | Remarks |
|----------|-----------------|------------------------|-----|---------|
| 1        | 1TX-11310-00-00 | CYLINDER .....         | 1   |         |
| 2        | 93210-81731-00  | O-RING .....           | 4   |         |
| 3        | 99530-14016-00  | PIN, DOWEL .....       | 4   |         |
| 4        | 90430-14131-00  | GASKET .....           | 2   |         |
| 5        | 4CR-11351-00-00 | GASKET, CYLINDER ..... | 1   |         |
| 6        | 95611-08330-00  | BOLT, STUD .....       | 1   |         |
| 7        | 90201-084G3-00  | WASHER, PLATE .....    | 1   |         |
| 8        | 90201-061A5-00  | WASHER, PLATE .....    | 4   |         |
| 9        | 95333-08600-00  | NUT .....              | 1   |         |
| 10       | 95311-06600-00  | NUT .....              | 2   |         |
| 11       | 90179-06499-00  | NUT .....              | 2   |         |

# CRANKSHAFT - PISTON



| Ref. No. | Part Number     | Description                          | Qty | Remarks     |
|----------|-----------------|--------------------------------------|-----|-------------|
| 1        | 36Y-11411-01-00 | CRANKSHAFT<br>(36Y-11411-01-00)      | 1   |             |
| 2        | 36Y-15389-09-00 | OIL SEAL                             | 1   |             |
| 3        | 2H7-11416-01-00 | PLANE BRNG, CRSF<br>1CRANKSHAFT 1    | 8   | U.R. BLUE   |
|          | 2H7-11416-11-00 | PLANE BRNG, CRSF<br>1CRANKSHAFT 1    | 8   | U.R. BLACK  |
|          | 2H7-11416-21-00 | PLANE BRNG, CRSF<br>1CRANKSHAFT 1    | 8   | U.R. BROWN  |
|          | 2H7-11416-31-00 | PLANE BRNG, CRSF<br>1CRANKSHAFT 1    | 8   | U.R. GREEN  |
|          | 2H7-11416-41-00 | PLANE BRNG, CRSF<br>1CRANKSHAFT 1    | 8   | U.R. YELLOW |
| 4        | 30X-11633-03-00 | PIN, PISTON                          | 4   |             |
| 5        | 1TX-11631-00-A0 | PISTON STD                           | 4   | U.R.        |
|          | 1TX-11636-00-00 | PISTON 2 O/S 0.0                     | 4   | ALT. PART   |
| 6        | 1TX-11610-00-00 | PISTON RING SET                      | 4   | U.R. (STD)  |
|          | 1TX-11610-20-00 | PISTON RING SET<br>(0.50MM O/S)      | 4   | ALT. PART   |
| 7        | 93450-19052-00  | CIRCLIP                              | 8   |             |
| 8        | 36Y-11650-00-00 | CONNECTING ROD ASSEMBLY              | 4   |             |
| 9        | 36Y-11654-00-00 | . BOLT, CONNECTING ROD               | 2   |             |
| 10       | 90179-08327-00  | . NUT                                | 2   |             |
| 11       | 36Y-11656-00-00 | PLANE BRNG, CON<br>RODCONNECTING ROD | 8   | U.R. PINK   |
|          | 36Y-11656-10-00 | PLANE BRNG, CON<br>RODCONNECTING ROD | 8   | U.R. BLUE   |
|          | 36Y-11656-20-00 | PLANE BRNG, CON<br>RODCONNECTING ROD | 8   | U.R. BLACK  |
|          | 36Y-11656-30-00 | PLANE BRNG, CON<br>RODCONNECTING ROD | 8   | U.R. BROWN  |

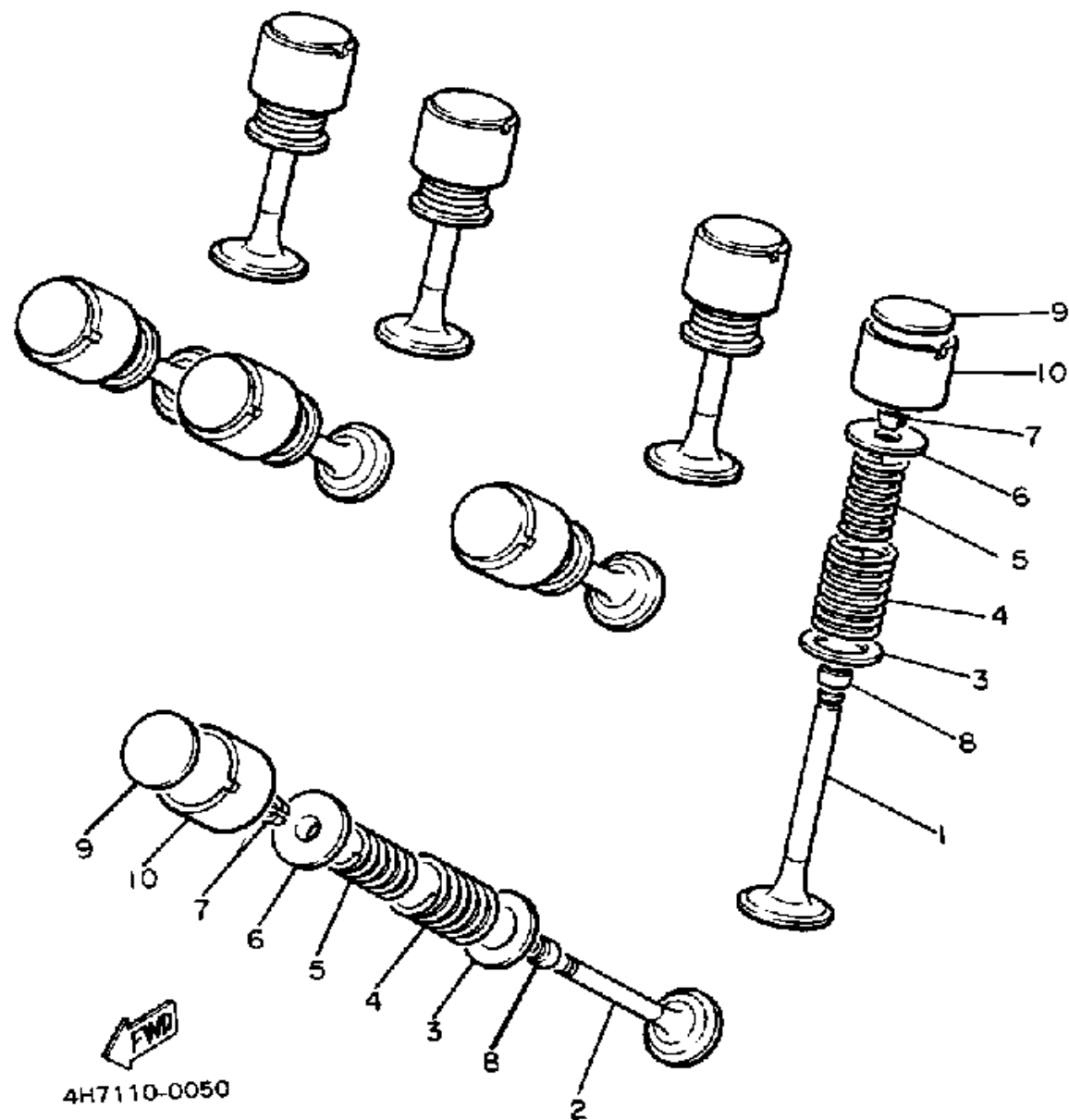
# CAMSHAFT - CHAIN



| Ref. No. | Part Number     | Description                             | Qty | Remarks |
|----------|-----------------|---|-----|---------|
| 1        | 47M-12171-00-00 | CAMSHAFT 1 .....                        | 1   |         |
| 2        | 47M-12181-00-00 | CAMSHAFT 2 .....                        | 1   |         |
| 3        | 36Y-12176-00-00 | SPROCKET, CAM CHAIN .....               | 2   |         |
| 4        | 90105-07087-00  | BOLT, WASHER BASED .....                | 4   |         |
| 5        | 94591-05156-00  | CHAIN, CAM .....                        | 1   |         |
| 6        | 36Y-12241-01-00 | GUIDE, STOPPER 2 .....                  | 1   |         |
| 7        | 90105-06424-00  | BOLT, WASHER BASED .....                | 4   |         |
| 8        | 1TX-12210-00-00 | TENSNR ASSEMBLY, CAM CHNCAM CHAIN ..... | 1   |         |
| 9        | 4BE-12213-00-00 | GASKET, TENSIONER CASE ..               | 1   |         |
| 10       | 91316-06025-00  | BOLT .....                              | 2   |         |
| 11       | 36Y-12251-00-00 | DAMPER, CHAIN 1 .....                   | 1   |         |
| 12       | 36Y-12252-03-00 | DAMPER, CHAIN 2 .....                   | 1   |         |
| 13       | 90340-10108-00  | PLUG, STRAIGHT SCRW .....               | 1   |         |
| 14       | 90249-04184-00  | PIN, SPEC"L SHAPE .....                 | 1   |         |
| 15       | 90501-153A2-00  | SPRING, COMPRESSION .....               | 1   |         |
| 16       | 90201-10118-00  | WASHER, PLATE .....                     | 1   |         |

1UX110-6050

# VALVE

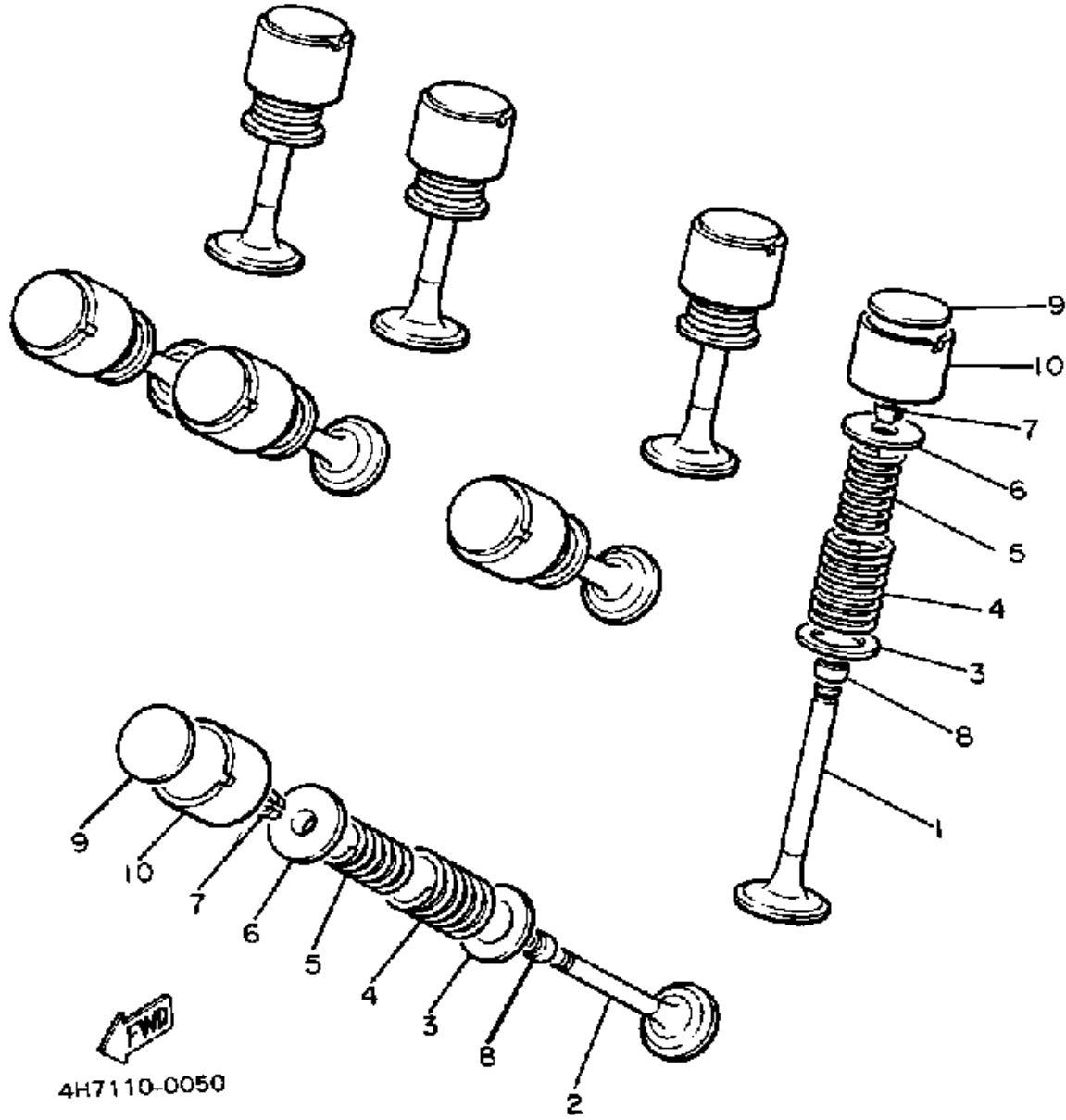


| Ref. No. | Part Number     | Description            | Qty | Remarks |
|----------|-----------------|------------------------|-----|---------|
| 1        | 36Y-12111-00-00 | VALVE, INTAKE          | 8   |         |
| 2        | 36Y-12121-00-00 | VALVE, EXHAUST         | 8   |         |
| 3        | 26H-12116-00-00 | SEAT, VALVE SPRING     | 16  |         |
| 4        | 36Y-12114-00-00 | SPRING, VALVE OUTER    | 16  |         |
| 5        | 36Y-12113-00-00 | SPRING, VALVE INNER    | 16  |         |
| 6        | 30X-12117-00-00 | RETAINER, VALVE SPRING | 16  |         |
| 7        | 30X-12118-00-00 | COTTER, VALVE          | 32  |         |
| 8        | 51Y-12119-00-00 | SEAL, VALVE STEM       | 16  |         |
| 9        | 26H-12168-00-00 | PAD, ADJUSTING (2.00)  | 16  | U.R.    |
|          | 26H-12168-20-00 | PAD, ADJUSTING (2.05)  | 16  | U.R.    |
|          | 26H-12168-40-00 | PAD, ADJUSTING (2.10)  | 16  | U.R.    |
|          | 26H-12168-60-00 | PAD, ADJUSTING (2.15)  | 16  | U.R.    |
|          | 26H-12168-80-00 | PAD, ADJUSTING (2.20)  | 16  | U.R.    |
|          | 26H-12168-A0-00 | PAD, ADJUSTING (2.25)  | 16  | U.R.    |
|          | 26H-12168-F0-00 | PAD, ADJUSTING (2.30)  | 16  | U.R.    |
|          | 26H-12168-H0-00 | PAD, ADJUSTING (2.35)  | 16  | U.R.    |
|          | 26H-12168-K0-00 | PAD, ADJUSTING (2.40)  | 16  | U.R.    |
|          | 26H-12168-M0-00 | PAD, ADJUSTING (2.45)  | 16  | U.R.    |
|          | 26H-12168-R0-00 | PAD, ADJUSTING (2.50)  | 16  | U.R.    |
|          | 26H-12168-U0-00 | PAD, ADJUSTING (2.55)  | 16  | U.R.    |
|          | 26H-12168-Y0-00 | PAD, ADJUSTING (2.65)  | 16  | U.R.    |
|          | 26H-12169-10-00 | PAD, ADJUSTING (2.70)  | 16  | U.R.    |
|          | 26H-12169-30-00 | PAD, ADJUSTING (2.75)  | 16  | U.R.    |
|          | 26H-12169-50-00 | PAD, ADJUSTING (2.80)  | 16  | U.R.    |
|          | 26H-12169-70-00 | PAD, ADJUSTING (2.85)  | 16  | U.R.    |
|          | 26H-12169-90-00 | PAD, ADJUSTING (2.90)  | 16  | U.R.    |
|          | 26H-12169-E0-00 | PAD, ADJUSTING (2.95)  | 16  | U.R.    |
|          | 26H-12169-G0-00 | PAD, ADJUSTING (3.00)  | 16  | U.R.    |
|          | 26H-12169-J0-00 | PAD, ADJUSTING (3.05)  | 16  | U.R.    |

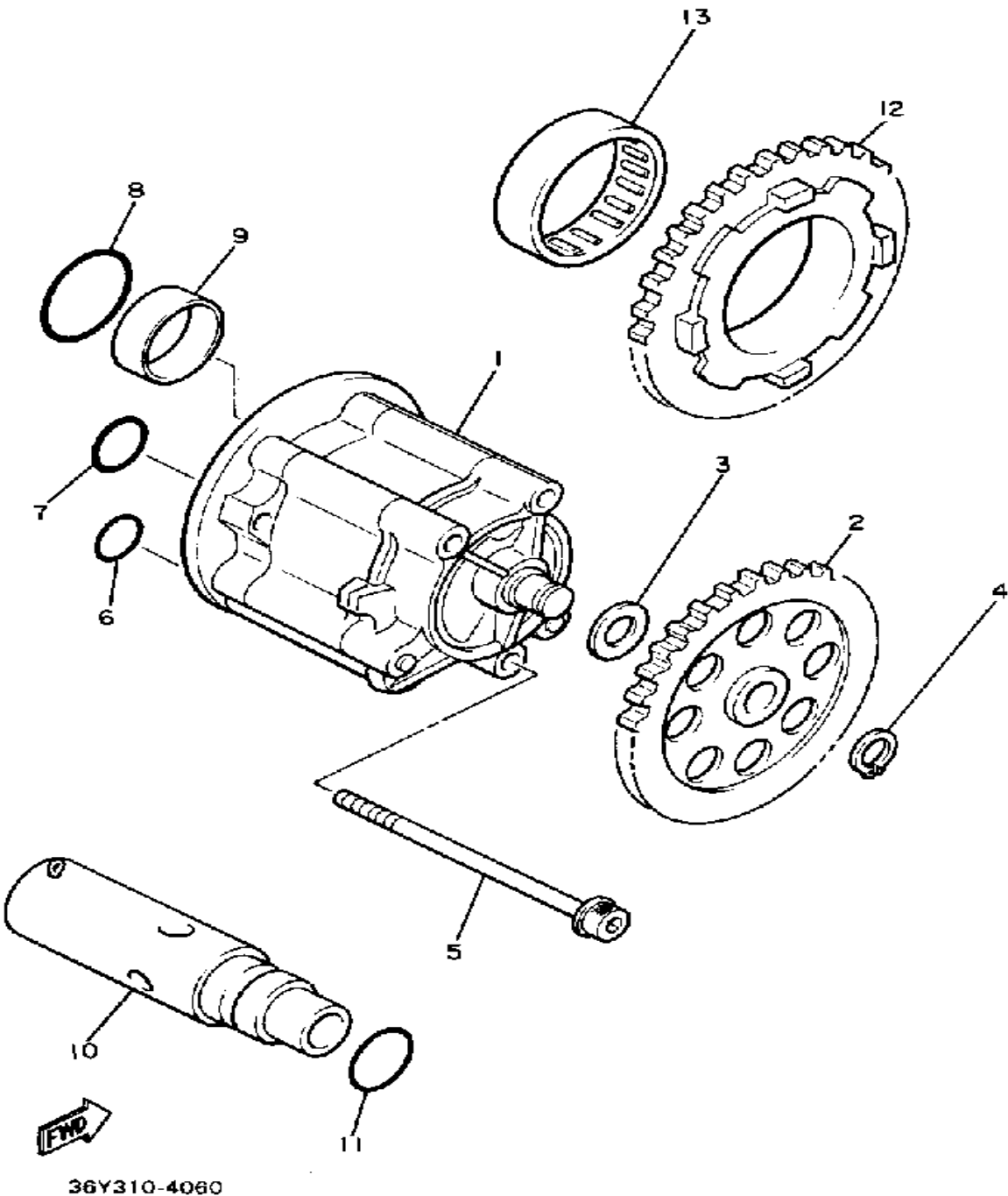
CONTINUED ON NEXT FRAME ►

# VALVE

| Ref. No. | Part Number     | Description           | Qty | Remarks |
|----------|-----------------|-----------------------|-----|---------|
| 9        | 26H-12169-L0-00 | PAD, ADJUSTING (3.10) | 16  | U.R.    |
|          | 26H-12169-N0-00 | PAD, ADJUSTING (3.15) | 16  | U.R.    |
|          | 26H-12169-T0-00 | PAD, ADJUSTING (3.20) | 16  | U.R.    |
| 10       | 26H-12153-00-Y0 | LIFTER, VALVE         | 16  |         |



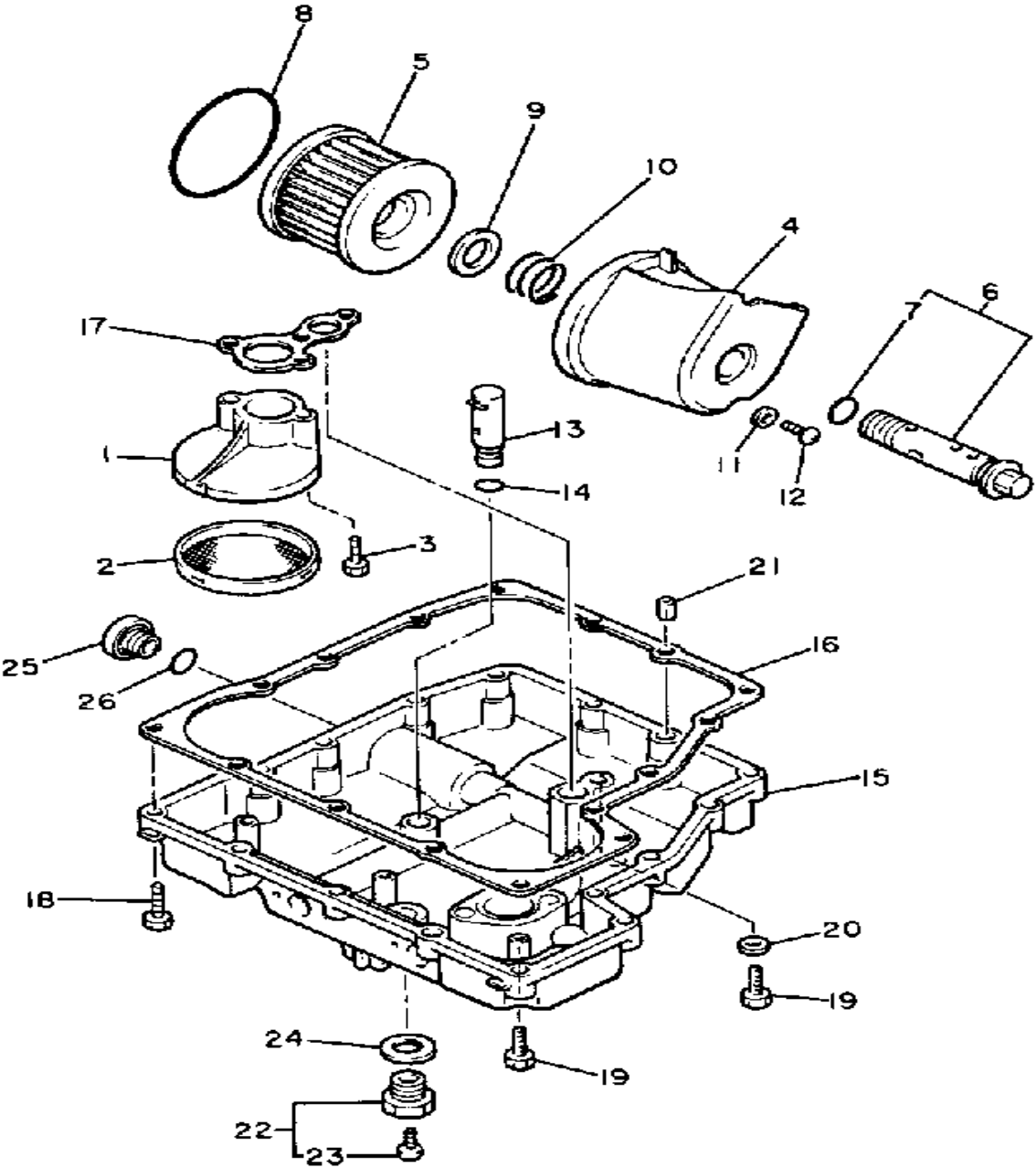
# OIL PUMP



| Ref. No. | Part Number     | Description               | Qty | Remarks |
|----------|-----------------|---------------------------|-----|---------|
| 1        | 3CV-13300-00-00 | OIL PUMP ASSEMBLY .....   | 1   |         |
| 2        | 36Y-13325-00-00 | GEAR, PUMP DRIVEN .....   | 1   |         |
| 3        | 90201-106H7-00  | WASHER, PLATE .....       | 1   |         |
| 4        | 93440-09139-00  | CIRCLIP, OUTER .....      | 1   |         |
| 5        | 95811-06080-00  | BOLT, FLANGE .....        | 3   |         |
| 6        | 93210-13657-00  | O-RING .....              | 1   |         |
| 7        | 93210-15566-00  | O-RING .....              | 1   |         |
| 8        | 93210-26658-00  | O-RING .....              | 1   |         |
| 9        | 93626-08210-00  | PIN, DOWEL (36Y) .....    | 1   |         |
| 10       | 36Y-13490-00-00 | RELIEF VALVE ASSEMBLY ... | 1   |         |
| 11       | 93210-15566-00  | O-RING .....              | 1   |         |
| 12       | 36Y-13324-00-00 | GEAR, PUMP DRIVE .....    | 1   |         |
| 13       | 93315-23612-00  | BEARING .....             | 1   |         |



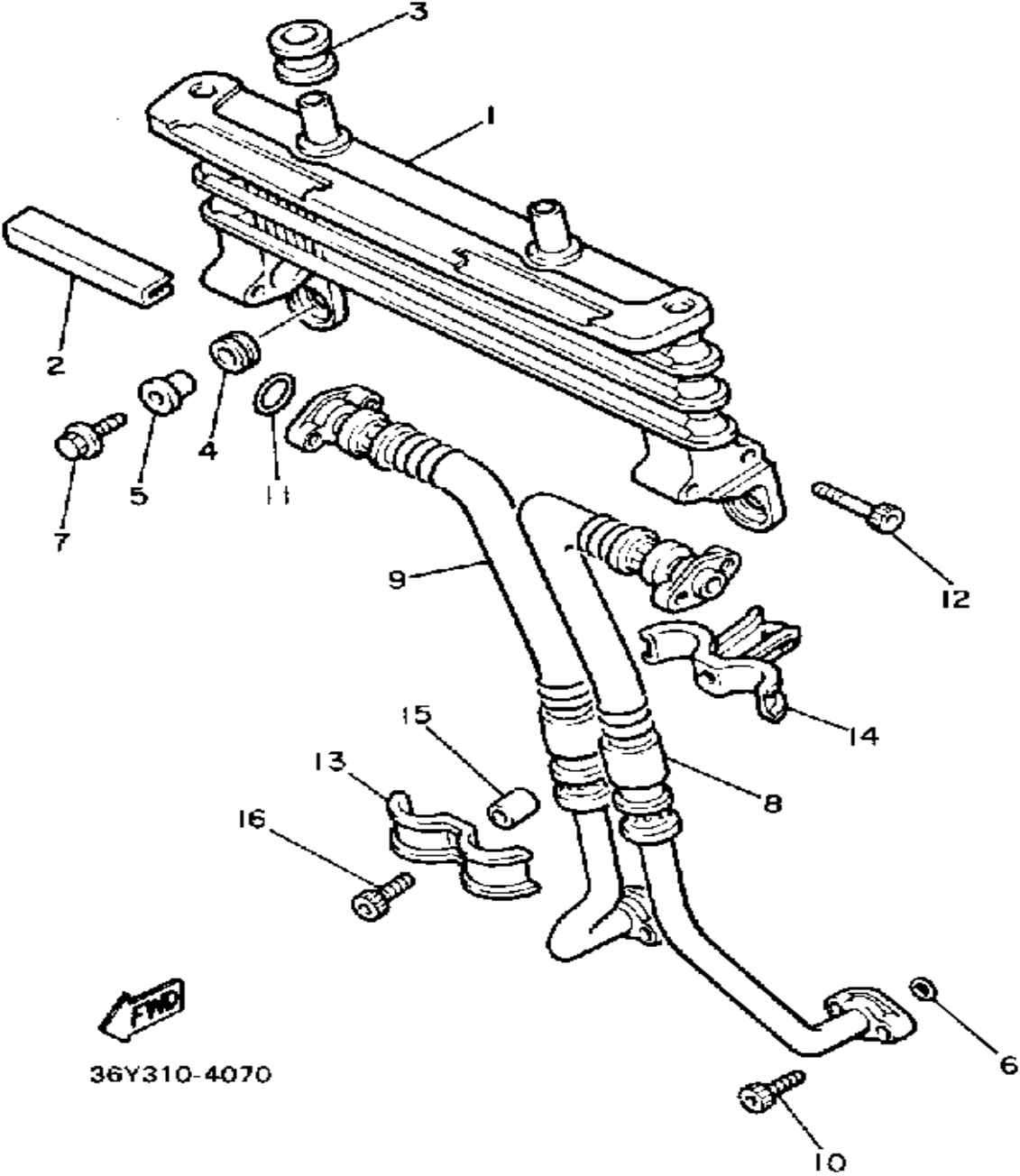
# OIL FILTER



| Ref. No. | Part Number     | Description                          | Qty | Remarks |
|----------|-----------------|--------------------------------------|-----|---------|
| 1        | 36Y-13412-00-00 | HOUSING, STRAINER                    | 1   |         |
| 2        | 4H7-13411-02-00 | STRAINER, OIL                        | 1   |         |
| 3        | 91316-06020-00  | BOLT, SOCKET HEAD                    | 2   |         |
| 4        | 36Y-13447-01-00 | COVER, OIL ELEMENT                   | 1   |         |
| 5        | 36Y-13441-00-00 | ELEMENT, OIL CLNR                    | 1   |         |
| 6        | 36Y-13340-00-00 | BY-PASS VALVE ASSEMBLY               | 1   |         |
| 7        | 93210-16629-00  | O-RING                               | 1   |         |
| 8        | 93210-87723-00  | O-RING                               | 1   |         |
| 9        | 90201-21608-00  | WASHER, PLATE                        | 1   |         |
| 10       | 90501-20422-00  | SPRING, COMPRESSION                  | 1   |         |
| 11       | 90430-05126-00  | GASKET                               | 1   |         |
| 12       | 90149-05110-00  | SCREW                                | 1   |         |
| 13       | 25G-13490-00-00 | RELIEF VALVE ASSEMBLY                | 1   |         |
| 14       | 93210-10096-00  | O-RING                               | 1   |         |
| 15       | 36Y-13417-02-00 | COVER, STRAINER                      | 1   |         |
| 16       | 4CR-13414-00-00 | GASKET, STRNR<br>COVERSTRAINER COVER | 1   |         |
| 17       | 36Y-13415-00-00 | SEAL, OIL STRAINER                   | 1   |         |
| 18       | 91316-06025-00  | BOLT                                 | 14  |         |
| 19       | 91316-06035-00  | BOLT                                 | 3   |         |
| 20       | 90430-06014-00  | GASKET                               | 1   |         |
| 21       | 99510-08016-00  | PIN, DOWEL                           | 2   |         |
| 22       | 3VD-13455-00-00 | PLUG                                 | 1   |         |
| 23       | 98901-06008-00  | SCREW, BIND                          | 1   |         |
| 24       | 214-11198-01-00 | GASKET                               | 1   |         |
| 25       | 36Y-15189-00-00 | PLUG                                 | 1   |         |
| 26       | 93210-16629-00  | O-RING                               | 1   |         |

**FWD**  
36Y310-4080

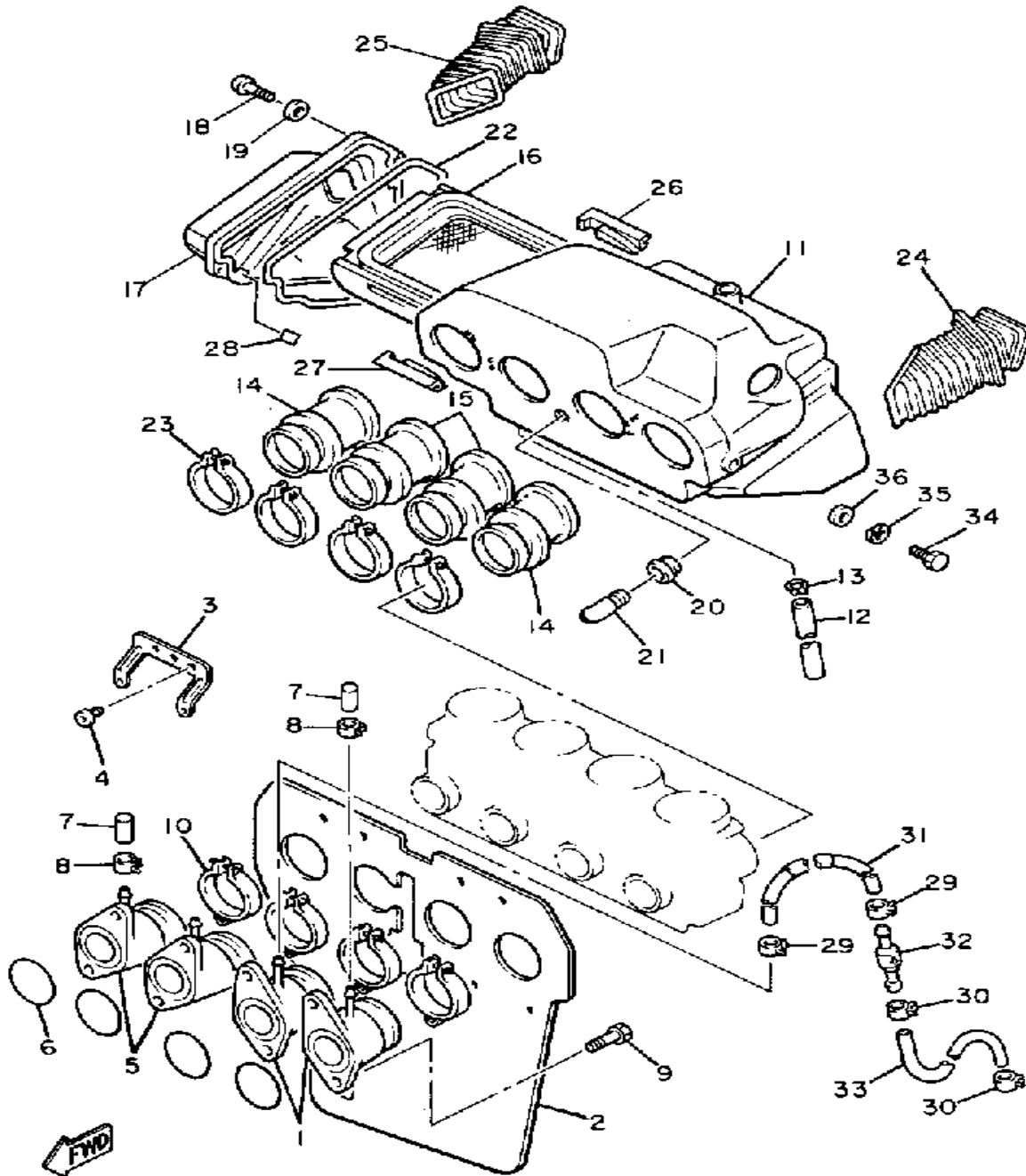
# OIL COOLER



36Y310-4070

| Ref. No. | Part Number     | Description                   | Qty | Remarks |
|----------|-----------------|-------------------------------|-----|---------|
| 1        | 36Y-13470-01-00 | OIL COOLER ASSEMBLY           | 1   |         |
| 2        | 36Y-13159-00-00 | DAMPER                        | 2   |         |
| 3        | 90480-16284-00  | GROMMET                       | 2   |         |
| 4        | 90480-12475-00  | GROMMET                       | 2   |         |
| 5        | 90387-067K8-00  | COLLAR                        | 2   |         |
| 6        | 93210-13657-00  | O-RING                        | 2   |         |
| 7        | 95826-06020-00  | BOLT, flange (95806-06020-00) | 2   |         |
| 8        | 36Y-13464-03-00 | HOSE, OIL 1                   | 1   |         |
| 9        | 36Y-13465-03-00 | HOSE, OIL 2                   | 1   |         |
| 10       | 91316-06020-00  | BOLT, SOCKET HEAD             | 4   |         |
| 11       | 93210-16629-00  | O-RING                        | 2   |         |
| 12       | 91316-06040-00  | BOLT, SOCKET HEAD             | 4   |         |
| 13       | 90465-08250-00  | CLAMP                         | 1   |         |
| 14       | 90465-08249-00  | CLAMP                         | 1   |         |
| 15       | 90387-064A5-00  | COLLAR                        | 1   |         |
| 16       | 91316-06025-00  | BOLT                          | 1   |         |

# AIR FILTER (FJ1200T)

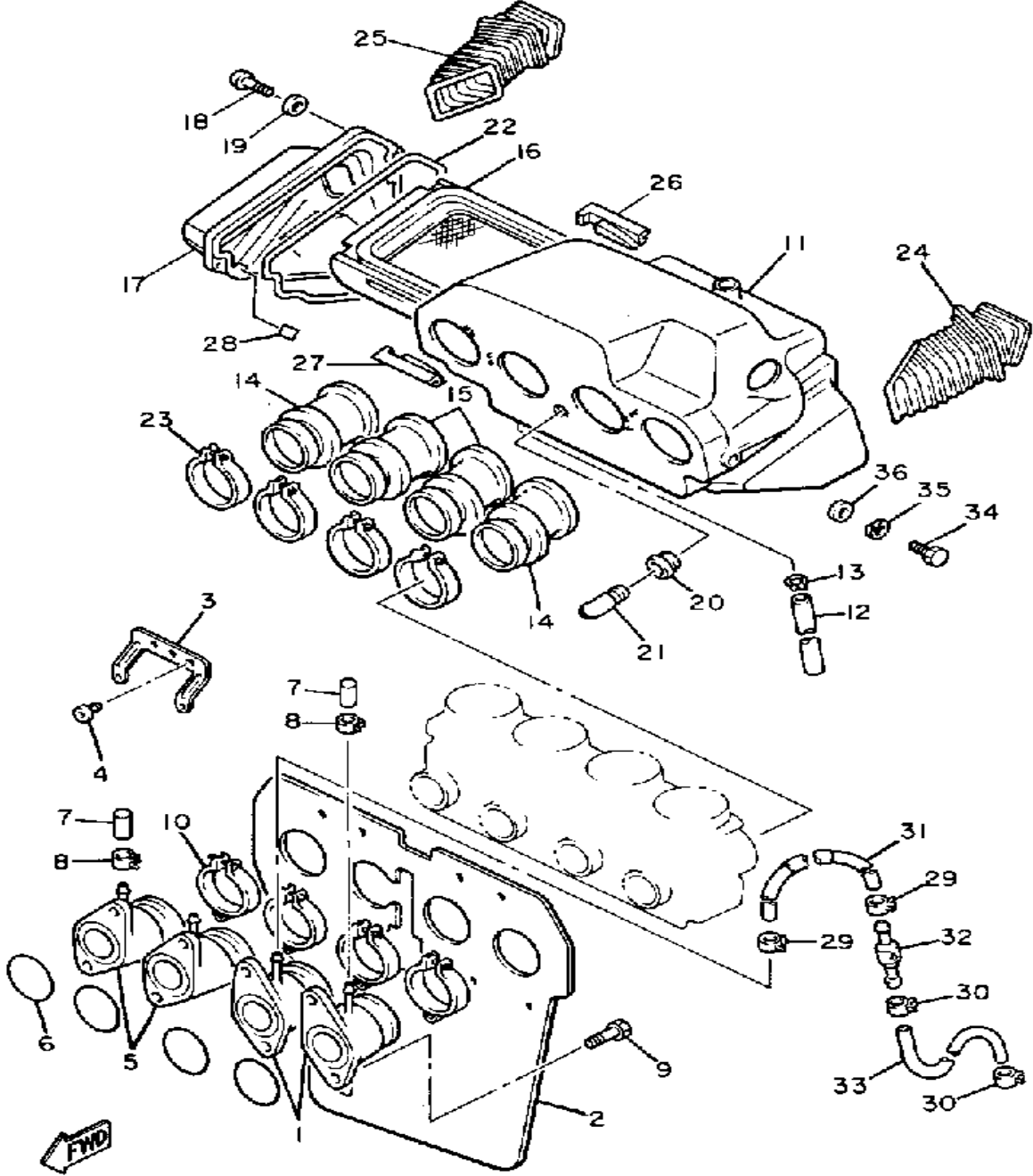


36Y310-4090

| Ref. No. | Part Number     | Description                  | Qty | Remarks |
|----------|-----------------|------------------------------|-----|---------|
| 1        | 36Y-13586-00-00 | JOINT, CARBURETOR 1          | 2   |         |
| 2        | 3XW-12682-00-00 | HEAT PROTECTOR 1             | 1   |         |
| 3        | 36Y-12637-00-00 | STAY 1                       | 3   |         |
| 4        | 90480-08395-00  | GROMMET                      | 6   |         |
| 5        | 36Y-13596-00-00 | JOINT, CARBURETOR 2          | 2   |         |
| 6        | 93210-40659-00  | O-RING                       | 4   |         |
| 7        | 16G-13569-00-00 | PLUG, BLIND                  | 2   |         |
| 8        | 90467-10039-00  | CLIP                         | 2   |         |
| 9        | 91316-06020-00  | BOLT, SOCKET HEAD            | 8   |         |
| 10       | 90460-52264-00  | CLAMP, HOSE (90460-52210-00) | 4   |         |
| 11       | 36Y-14401-00-00 | AIR CLNR CASE ASSEMBLY       | 1   |         |
| 12       | 90445-11182-00  | HOSE                         | 1   |         |
| 13       | 90467-09006-00  | CLIP                         | 1   |         |
| 14       | 36Y-14453-00-00 | JOINT, AIR CLNR 1            | 2   |         |
| 15       | 36Y-14463-00-00 | JOINT, AIR CLNR 2            | 2   |         |
| 16       | 36Y-14451-00-00 | ELEMENT, AIR CLNR            | 1   |         |
| 17       | 36Y-14412-00-00 | CAP, CLEANER CASE 1          | 1   |         |
| 18       | 98506-05020-00  | SCREW, PAN HEAD              | 3   |         |
| 19       | 92906-05600-00  | WASHER, PLATE                | 3   |         |
| 20       | 31A-14435-00-00 | GROMMET                      | 1   |         |
| 21       | 31A-14419-00-00 | PIPE                         | 1   |         |
| 22       | 5T0-14457-00-00 | SEAL                         | 1   |         |
| 23       | 90460-58015-00  | CLAMP, HOSE                  | 4   |         |
| 24       | 1TX-14431-00-00 | SILENCER, INTAKE 1           | 1   |         |
| 25       | 1TX-14441-00-00 | SILENCER, INTAKE 2           | 1   |         |
| 26       | 36Y-W1441-00-00 | AIR CLEANER CASE             | 1   |         |
| 27       | 36Y-W1441-00-00 | AIR CLEANER CASE             | 1   |         |
| 28       | 36Y-14409-00-00 | DAMPER                       | 2   |         |

CONTINUED ON NEXT FRAME ►

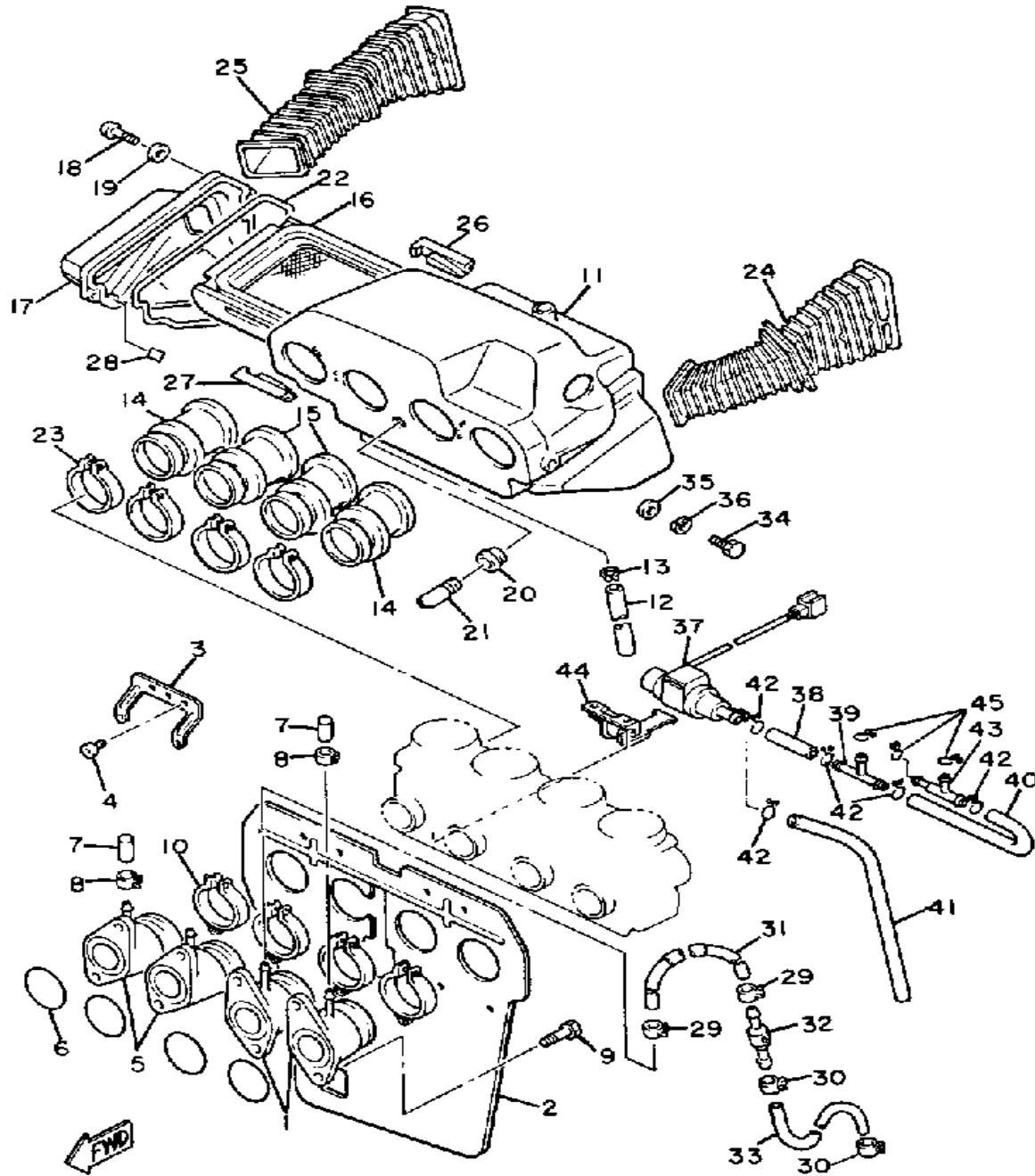
# AIR FILTER (FJ1200T)



36Y310-4090

| Ref. No. | Part Number     | Description        | Qty | Remarks |
|----------|-----------------|--------------------|-----|---------|
| 29       | 90467-08092-00  | CLIP .....         | 2   |         |
| 30       | 90467-07093-00  | CLIP .....         | 2   |         |
| 31       | 90445-092A2-00  | HOSE .....         | 1   |         |
| 32       | 41R-14489-00-00 | NOZZLE .....       | 1   |         |
| 33       | 90445-08411-00  | HOSE .....         | 1   |         |
| 34       | 97026-06012-00  | BOLT .....         | 3   |         |
| 35       | 92906-06700-00  | WASHER, WAVE ..... | 3   |         |
| 36       | 92906-06600-00  | WASHER .....       | 3   |         |

# AIR FILTER (FJ1200TC)

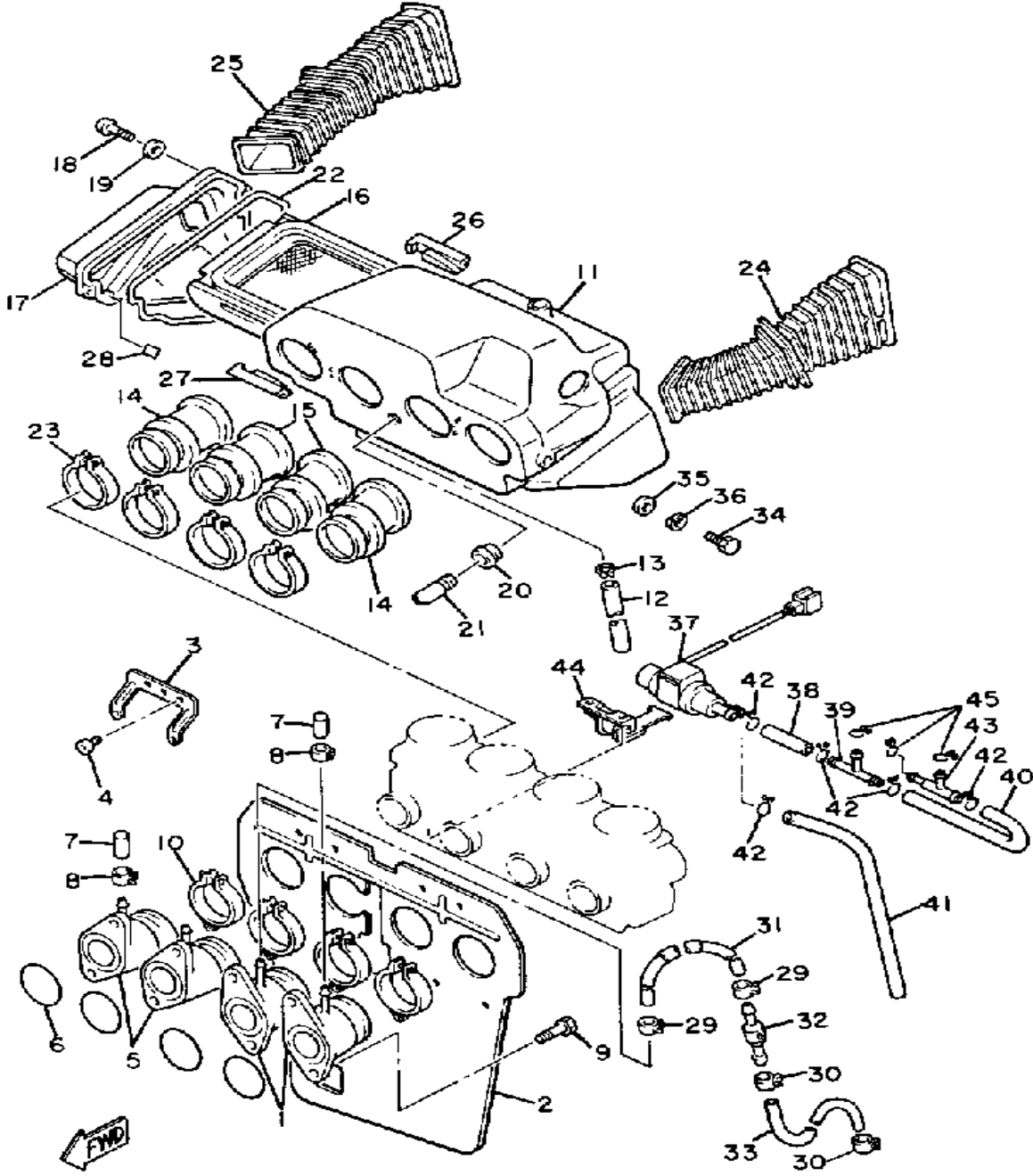


1WJ110-6480

| Ref. No. | Part Number     | Description                  | Qty | Remarks |
|----------|-----------------|------------------------------|-----|---------|
| 1        | 36Y-13586-00-00 | JOINT, CARBURETOR 1          | 2   |         |
| 2        | 3XW-12682-00-00 | HEAT PROTECTOR 1             | 1   |         |
| 3        | 36Y-12637-00-00 | STAY 1                       | 3   |         |
| 4        | 90480-08395-00  | GROMMET                      | 6   |         |
| 5        | 36Y-13596-00-00 | JOINT, CARBURETOR 2          | 2   |         |
| 6        | 93210-40659-00  | O-RING                       | 4   |         |
| 7        | 16G-13569-00-00 | PLUG, BLIND                  | 2   |         |
| 8        | 90467-10039-00  | CLIP                         | 2   |         |
| 9        | 91316-06020-00  | BOLT, SOCKET HEAD            | 8   |         |
| 10       | 90460-52264-00  | CLAMP, HOSE (90460-52210-00) | 4   |         |
| 11       | 36Y-14401-00-00 | AIR CLNR CASE ASSEMBLY       | 1   |         |
| 12       | 90445-11182-00  | HOSE                         | 1   |         |
| 13       | 90467-09006-00  | CLIP                         | 1   |         |
| 14       | 36Y-14453-00-00 | JOINT, AIR CLNR 1            | 2   |         |
| 15       | 36Y-14463-00-00 | JOINT, AIR CLNR 2            | 2   |         |
| 16       | 36Y-14451-00-00 | ELEMENT, AIR CLNR            | 1   |         |
| 17       | 36Y-14412-00-00 | CAP, CLEANER CASE 1          | 1   |         |
| 18       | 98506-05020-00  | SCREW, PAN HEAD              | 3   |         |
| 19       | 92906-05600-00  | WASHER, PLATE                | 3   |         |
| 20       | 31A-14435-00-00 | GROMMET                      | 1   |         |
| 21       | 31A-14419-00-00 | PIPE                         | 1   |         |
| 22       | 5T0-14457-00-00 | SEAL                         | 1   |         |
| 23       | 90460-58015-00  | CLAMP, HOSE                  | 4   |         |
| 24       | 1TX-14431-00-00 | SILENCER, INTAKE 1           | 1   |         |
| 25       | 1TX-14441-00-00 | SILENCER, INTAKE 2           | 1   |         |
| 26       | 36Y-W1441-00-00 | AIR CLEANER CASE             | 1   |         |
| 27       | 36Y-W1441-00-00 | AIR CLEANER CASE             | 1   |         |
| 28       | 36Y-14409-00-00 | DAMPER                       | 2   |         |

CONTINUED ON NEXT FRAME ►

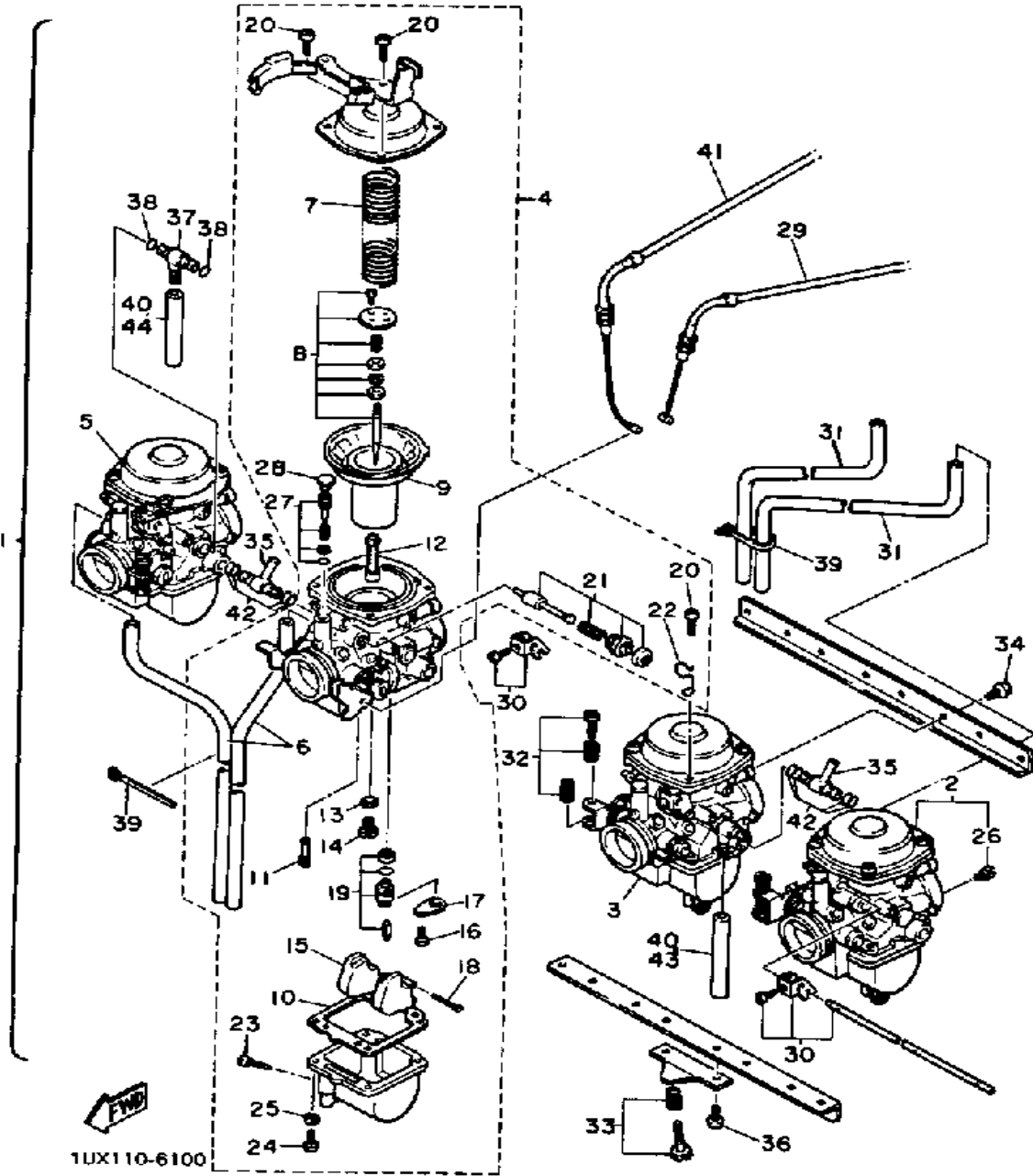
# AIR FILTER (FJ1200TC)



1WJ110-6480

| Ref. No. | Part Number       | Description                                   | Qty | Remarks |
|----------|-------------------|---|-----|---------|
| 29       | 90467-08092-00    | CLIP .....                                    | 2   |         |
| 30       | 90467-07093-00    | CLIP .....                                    | 2   |         |
| 31       | 90445-092A2-00    | HOSE .....                                    | 1   |         |
| 32       | 41R-14489-00-00   | NOZZLE .....                                  | 1   |         |
| 33       | 90445-08411-00    | HOSE .....                                    | 1   |         |
| 34       | 97026-06012-00    | BOLT .....                                    | 3   |         |
| 35       | 92906-06700-00    | WASHER, WAVE .....                            | 3   |         |
| 36       | 92906-06600-00    | WASHER .....                                  | 3   |         |
| 37       | 1W-J1489-60-0-    | UNAVAILABLE IN PRICE BOOKVENT CONTROL 2 ..... | 1   |         |
| 38       | 90445-136E2-00    | HOSE .....                                    | 1   |         |
| 39       | 90413-11028-00    | WAY 3 .....                                   | 1   |         |
| 40       | (1WJ-14872-00-00) | PIPE 2 .....                                  | 1   |         |
| 41       | 90445-136E3-00    | HOSE .....                                    | 1   |         |
| 42       | 90467-12052-00    | CLIP .....                                    | 5   |         |
| 43       | 90413-11027-00    | WAY 3 .....                                   | 1   |         |
| 44       | (1WJ-14867-00-00) | BRACKET .....                                 | 1   |         |
| 45       | 90467-10008-00    | CLIP .....                                    | 3   |         |

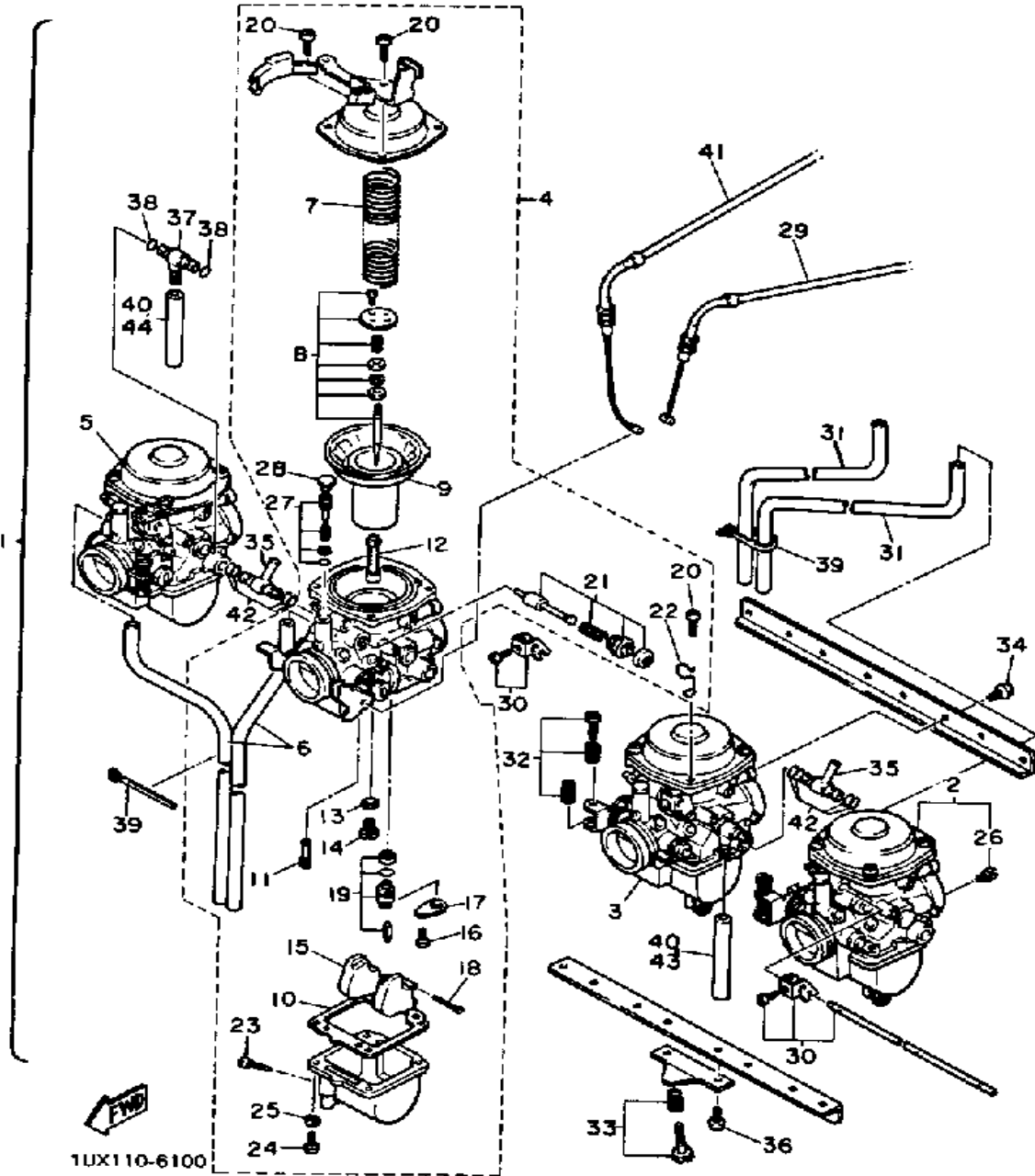
# CARBURETOR



| Ref. No. | Part Number                          | Description   | Qty | Remarks             |
|----------|--------------------------------------|---|-----|---------------------|
| 1        | ϕ1U-X1490-00-0-<br>ϕ1W-J1490-00-0-   | UNAVAILABLE IN PRICE BOOK   | 1   | N/A                 |
| 2        | 1WJ-14901-00-00                      | . CARBURETOR ASSEMBLY<br>1ASSEMBLY 1 .....                              | 1   | U.R.                |
|          | ϕ1W-J1490-10-00                      | . UNAVAILABLE IN PRICE<br>BOOKASSEMBLY 1 .....                          | 1   | U.R. FOR CA         |
| 3        | ϕ1U-X1490-20-00                      | UNAVAILABLE IN PRICE<br>BOOKASSEMBLY 2 .....                            | 1   | U.R.                |
|          | ϕ1W-J1490-20-00                      | . UNAVAILABLE IN PRICE<br>BOOKASSEMBLY 2 .....                          | 1   | U.R. FOR CA         |
| 4        | (1WJ-14903-00-00)<br>1UX-14903-00-00 | CARBURETOR ASSEMBLY 3<br>. CARBURETOR ASSEMBLY<br>3ASSEMBLY 3 .....     | 1   | U.R. FOR CA<br>U.R. |
| 5        | (1UX-14904-00-00)<br>ϕ1W-J1490-40-00 | CARBURETOR ASSEMBLY 4<br>. UNAVAILABLE IN PRICE<br>BOOKASSEMBLY 4 ..... | 1   | U.R.<br>U.R. FOR CA |
| 6        | ϕ31-A1419-70-00                      | . UNAVAILABLE IN PRICE<br>BOOK .....                                    | 2   |                     |
| 7        | 3Y6-14933-00-00                      | . SPRING, DIAPHRAGM .....   | 4   |                     |
| 8        | 47M-1490J-01-00                      | . NEEDLE SET .....  | 4   |                     |
| 9        | 50H-14940-00-00                      | . DIAPHRAGM ASSEMBLY ...  | 4   |                     |
| 10       | 3XW-14984-00-00                      | .. GASKET, FLOAT CHMBR ..   | 4   |                     |
| 11       | 4G0-14142-37-A0                      | .. JET, PILOT #37.5<br>(4G0-14142-37-00) .....                          | 4   |                     |
| 12       | 50H-14941-92-00                      | .. NOZZLE MAIN .....  | 4   |                     |
| 13       | 137-14153-00-00                      | .. WASHER, MAIN JET .....   | 4   |                     |
| 14       | 620-1423A-73-00                      | .. JET, MAIN (#112.5) .....   | 4   |                     |
| 15       | 3H5-14985-00-00                      | .. FLOAT .....  | 4   |                     |
| 16       | 98511-04006-00                       | .. SCREW, PAN HEAD<br>(98501-04005) .....                               | 4   |                     |
| 17       | 2H0-14146-00-00                      | .. PLATE .....  | 4   |                     |

CONTINUED ON NEXT FRAME ➤

# CARBURETOR

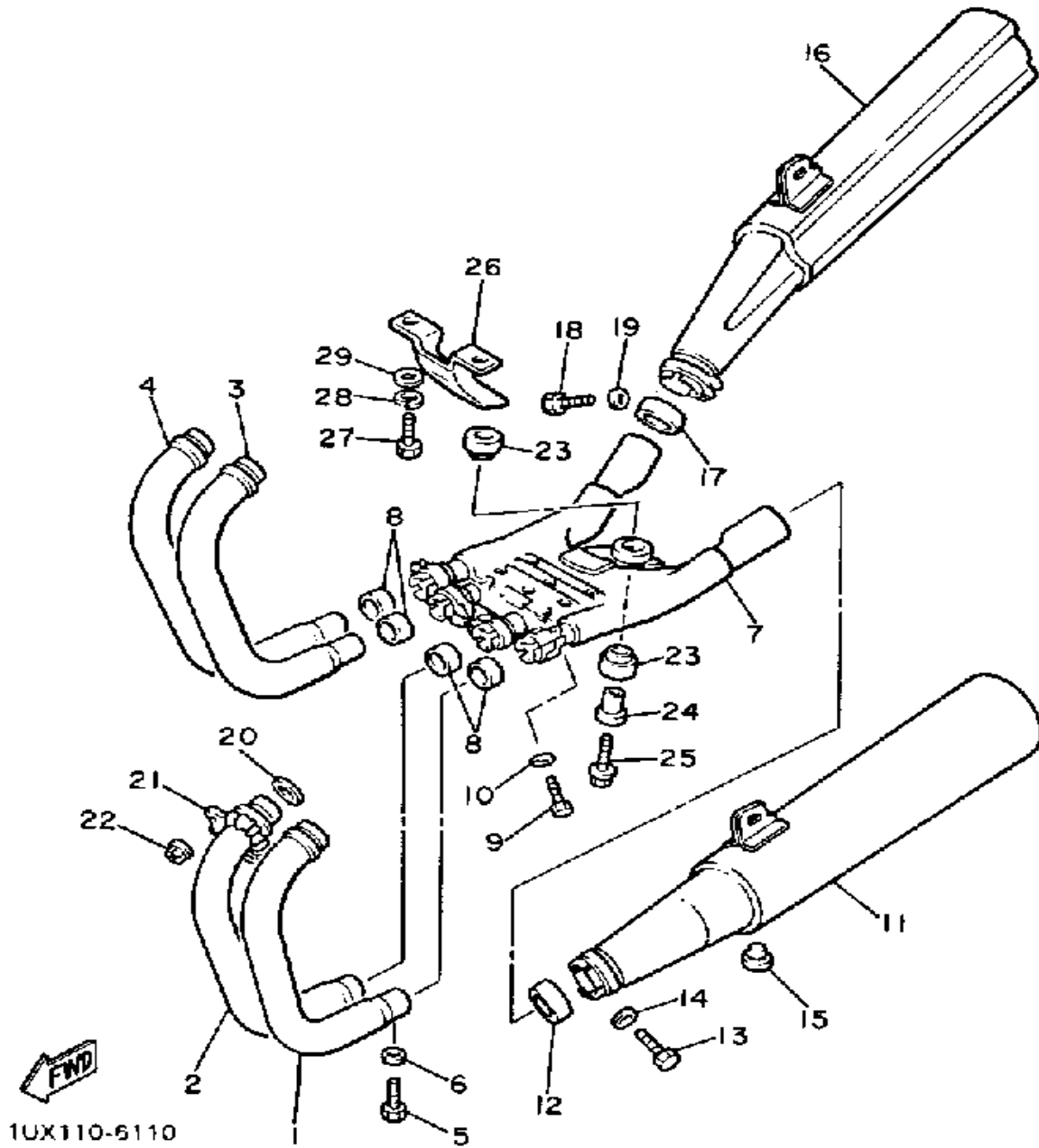


| Ref. No. | Part Number       | Description  | Qty | Remarks |
|----------|-------------------|--|-----|---------|
| 18       | 537-14186-00-00   | .. PIN, FLOAT .....                                  | 4   |         |
| 19       | 25G-14107-23-00   | .. NEEDLE VALVE SET .....                            | 4   |         |
| 20       | 98580-05010-00    | .. SCREW, PAN HEAD .....                             | 16  |         |
| 21       | 36Y-1410A-00-00   | .. STARTER SET .....                                 | 4   |         |
| 22       | 25J-14937-00-00   | .. CLIP .....  | 1   |         |
| 23       | 12R-14191-00-00   | .. PLUG, DRAIN .....                                 | 4   |         |
| 24       | 98580-05016-00    | .. SCREW, PAN HEAD .....                             | 16  |         |
| 25       | 92990-05100-00    | .. WASHER, SPRING .....                              | 16  |         |
| 26       | 3G2-14231-31-00   | .. JET, MAIN (#155) .....                            | 4   |         |
| 27       | 12R-14105-00-00   | .. PILOT SCREW SET .....                             | 4   |         |
| 28       | 3F9-14118-00-00   | .. CAP .....   | 4   |         |
| 29       | 36Y-2631J-00-00   | .. CABLE, THROTTLE 4 .....                           | 1   |         |
| 30       | 36Y-1490L-00-00   | .. STARTER LEVER SET .....                           | 1   |         |
| 31       | 26H-14197-00-00   | .. PIPE .....  | 2   |         |
| 32       | 36Y-1490K-00-00   | .. STOP SCREW SET .....                              | 3   |         |
| 33       | 36Y-14103-00-00   | .. THROTTLE SCREW SET .....                          | 1   |         |
| 34       | 98580-05010-00    | .. SCREW, PAN HEAD .....                             | 8   |         |
| 35       | €36-Y1498-80-0-   | .. UNAVAILABLE IN PRICE BOOKSTARTER CONNECTING ..... | 2   |         |
| 36       | 98503-06014-00    | .. SCREW, PAN HEAD (92502-06016) .....               | 8   |         |
| 37       | 17A-14251-00-00   | .. NIPPLE .....                                      | 2   |         |
| 38       | 822-14147-00-00   | .. O-RING .....                                      | 4   |         |
| 39       | 35H-14139-00-00   | .. CLIP, PIPE .....                                  | 2   |         |
| 40       | (50H-14987-00-00) | HOSE .....   | 2   |         |
| 41       | 36Y-26313-00-00   | .. CABLE, THROTTLE 3 .....                           | 1   |         |
| 42       | 36Y-14147-00-00   | .. O-RING .....                                      | 8   |         |
| 43       | 1WJ-14197-00-00   | .. PIPE .....  | 1   | FOR CA  |
| 44       | 1WJ-14987-00-00   | .. HOSE .....  | 1   | FOR CA  |

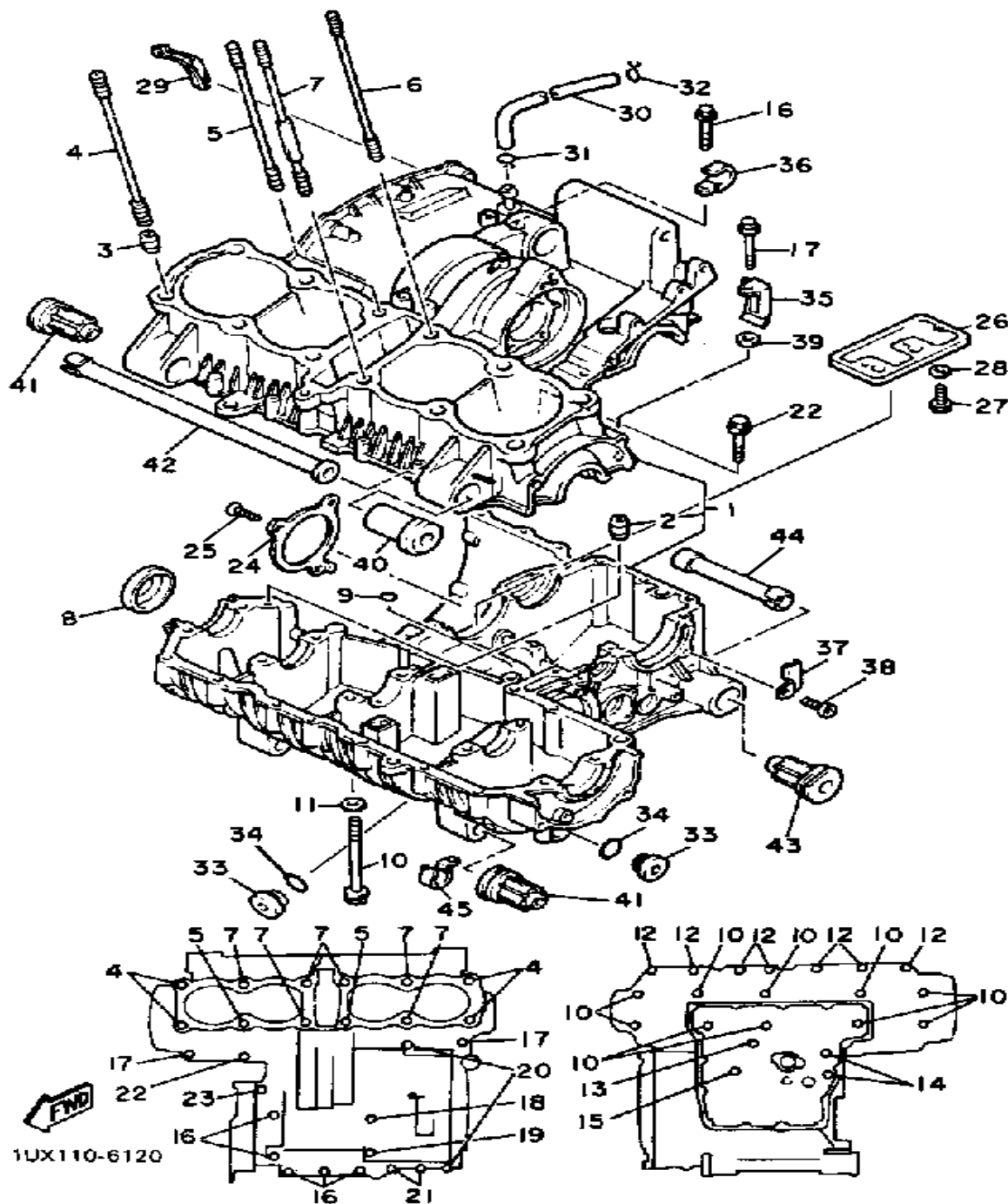


# EXHAUST

| Ref. No. | Part Number     | Description                  | Qty | Remarks |
|----------|-----------------|------------------------------|-----|---------|
| 1        | 1TX-14611-00-00 | PIPE, EXHAUST L .....        | 1   |         |
| 2        | 1TX-14621-00-00 | PIPE, EXHAUST R .....        | 1   |         |
| 3        | 1TX-14631-00-00 | PIPE, EXHAUST 3 .....        | 1   |         |
| 4        | 1TX-14641-00-00 | PIPE, EXHAUST 4 .....        | 1   |         |
| 5        | 90101-06576-00  | BOLT .....                   | 4   |         |
| 6        | 92906-06600-00  | WASHER .....                 | 4   |         |
| 7        | 1TX-14615-10-00 | JOINT, EXHAUST L .....       | 1   |         |
| 8        | 36Y-14755-01-00 | GASKET, SILENCER .....       | 4   |         |
| 9        | 97313-08020-00  | BOLT, HEXAGON .....          | 4   |         |
| 10       | 92901-08600-00  | WASHER .....                 | 4   |         |
| 11       | 1UX-14711-01-00 | MUFFLER L (1UX-14711-00) ..  | 1   |         |
| 12       | 36Y-14714-00-00 | GASKET, MUFFLER .....        | 1   |         |
| 13       | 97016-08025-00  | BOLT .....                   | 1   |         |
| 14       | 92906-08600-00  | WASHER .....                 | 1   |         |
| 15       | 371-27114-00-00 | STOPPER, MAIN STAND .....    | 1   |         |
| 16       | 1UX-14721-01-00 | MUFFLER R (1UX-14721-00) ..  | 1   |         |
| 17       | 36Y-14714-00-00 | GASKET, MUFFLER .....        | 1   |         |
| 18       | 97016-08025-00  | BOLT .....                   | 1   |         |
| 19       | 92906-08600-00  | WASHER .....                 | 1   |         |
| 20       | 4BE-14613-00-00 | GASKET, EXHAUST PIPE .....   | 4   |         |
| 21       | 36Y-14612-00-00 | NUT, RING .....              | 4   |         |
| 22       | 90179-08345-00  | NUT, SPEC'L SHAPE .....      | 8   |         |
| 23       | 36Y-14747-00-00 | DAMPER, MUFFLER .....        | 2   |         |
| 24       | 4G0-14638-00-00 | COLLAR .....                 | 1   |         |
| 25       | 95811-10040-00  | BOLT, FLANGE (95801-10040) . | 1   |         |
| 26       | 36Y-14791-00-00 | STAY, MUFFLER .....          | 1   |         |
| 27       | 97013-08025-00  | BOLT .....                   | 2   |         |
| 28       | 92990-08100-00  | WASHER .....                 | 2   |         |
| 29       | 92901-08600-00  | WASHER .....                 | 2   |         |



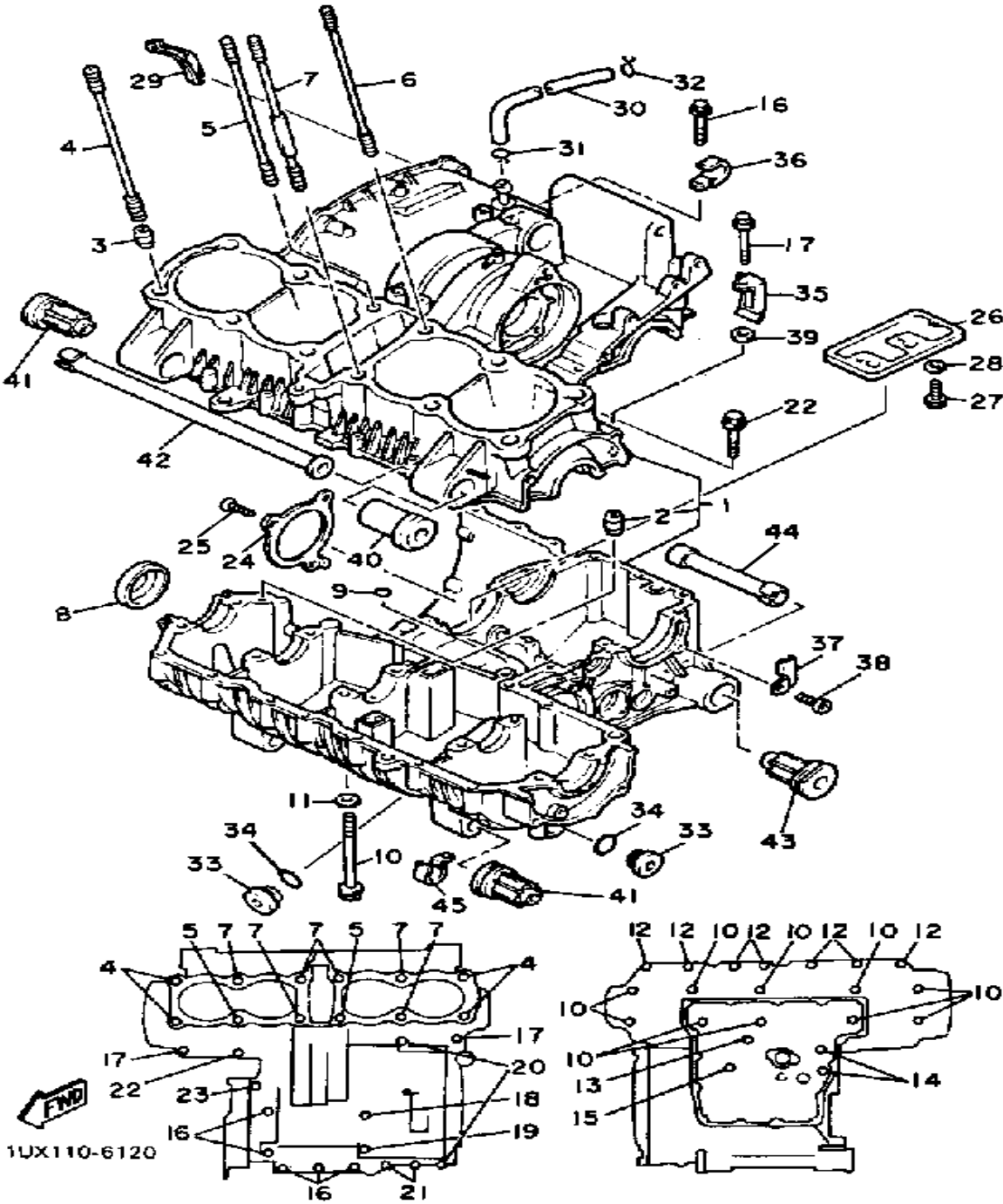
# CRANKCASE



| Ref. No. | Part Number     | Description                      | Qty | Remarks |
|----------|-----------------|----------------------------------|-----|---------|
| 1        | 1TX-15100-01-00 | CRANKCASE ASSEMBLY               | 1   |         |
| 2        | 99510-12016-00  | . PIN, DOWEL                     | 2   |         |
| 3        | 99530-14016-00  | PIN, DOWEL                       | 2   |         |
| 4        | 90116-10481-00  | BOLT, STUD                       | 4   |         |
| 5        | 90116-10514-00  | BOLT, STUD                       | 1   |         |
| 6        | 90116-10515-00  | BOLT, STUD                       | 1   |         |
| 7        | 3CV-11363-00-00 | BOLT, CYLINDER HOLDING 3         | 6   |         |
| 8        | 4H7-15167-10-00 | PLUG, BLIND 1                    | 1   |         |
| 9        | 93210-07438-00  | O-RING                           | 1   |         |
| 10       | 95816-08100-00  | BOLT, FLANGE                     | 10  |         |
| 11       | 90201-094G1-00  | WASHER, PLATE                    | 7   |         |
| 12       | 95816-08045-00  | BOLT, FLANGE                     | 7   |         |
| 13       | 95816-06110-00  | BOLT, FLANGE                     | 1   |         |
| 14       | 95816-06095-00  | BOLT, FLANGE                     | 2   |         |
| 15       | 95816-06040-00  | BOLT                             | 1   |         |
| 16       | 95816-08055-00  | BOLT, FLANGE<br>(91006-08055-00) | 5   |         |
| 17       | 95816-06050-00  | BOLT, FLANGE                     | 2   |         |
| 18       | 95816-06125-00  | BOLT, FLANGE                     | 1   |         |
| 19       | 95816-06070-00  | BOLT, FLANGE                     | 1   |         |
| 20       | 95816-06065-00  | BOLT, FLANGE                     | 2   |         |
| 21       | 95816-06055-00  | BOLT, FLANGE                     | 2   |         |
| 22       | 95816-06040-00  | BOLT                             | 1   |         |
| 23       | 95816-06030-00  | BOLT, FLANGE                     | 1   |         |
| 24       | 36Y-15383-01-00 | PLATE, BRNG COVER                | 1   |         |
| 25       | 90151-06025-00  | SCREW, COUNTERSUNK               | 3   |         |
| 26       | 36Y-15412-00-00 | COVER, OIL PUMP                  | 1   |         |
| 27       | 97313-05010-00  | BOLT, HEXAGON                    | 3   |         |
| 28       | 92901-05600-00  | WASHER, PLATE                    | 3   |         |

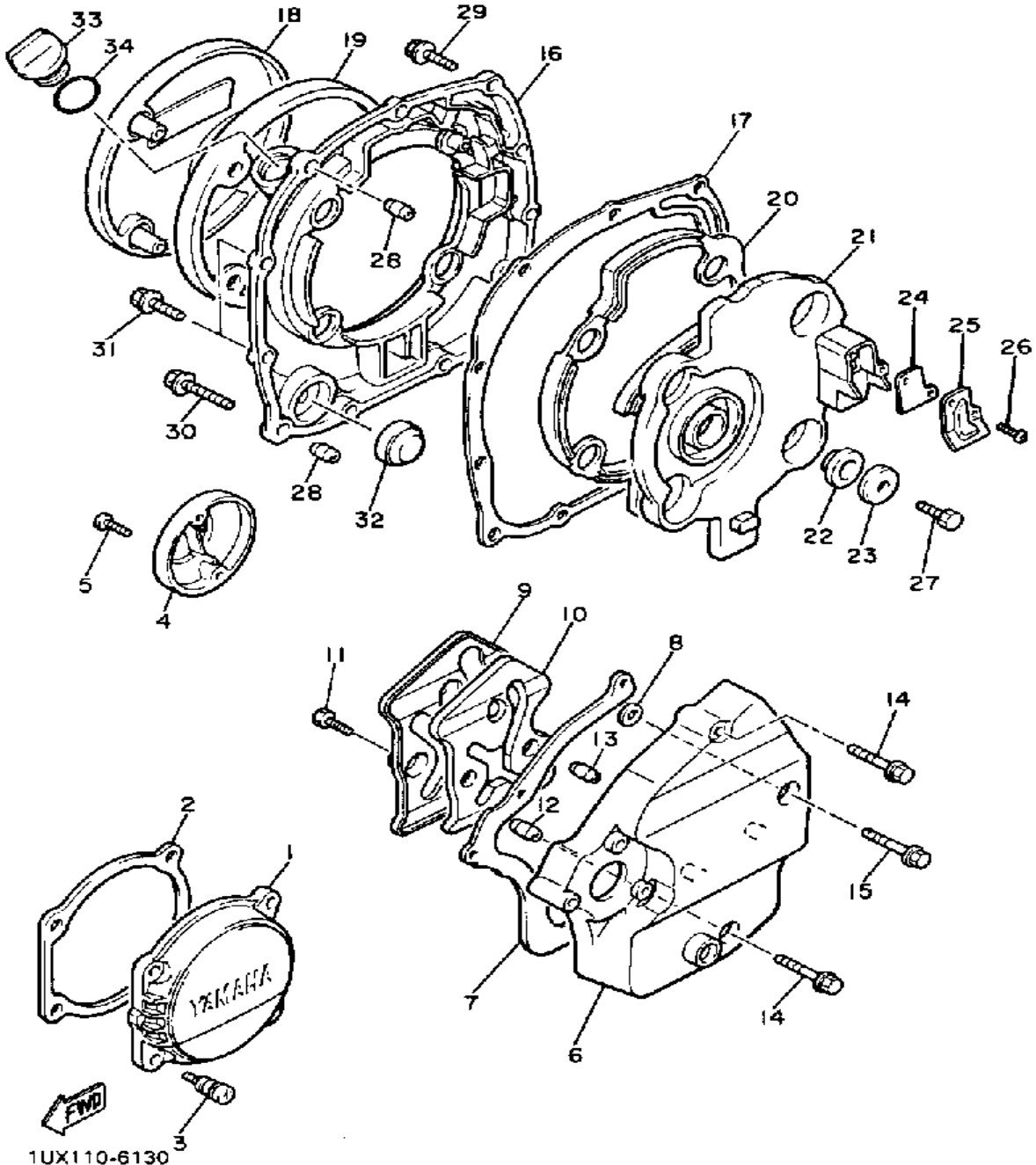
CONTINUED ON NEXT FRAME ►

# CRANKCASE



| Ref. No. | Part Number      | Description                                       | Qty | Remarks |
|----------|------------------|---|-----|---------|
| 29       | 1TX-15365-00-00  | GROMMET .....                                     | 1   |         |
| 30       | 36Y-11166-00-00  | PIPE, BREATHER 1 .....                            | 1   |         |
| 31       | 90467-14015-00   | CLIP .....  | 1   |         |
| 32       | 90467-14015-00   | CLIP .....  | 1   |         |
| 33       | 4H7-15189-00-00  | PLUG .....  | 3   |         |
| 34       | 93210-20573-00   | O-RING .....                                      | 3   |         |
| 35       | 90465-10251-00   | CLAMP .....                                       | 1   |         |
| 36       | (90465-08252-00) | CLAMP .....                                       | 2   |         |
| 37       | 90465-08253-00   | CLAMP .....                                       | 1   |         |
| 38       | 91316-06010-00   | BOLT, SOCKET HEAD .....                           | 1   |         |
| 39       | 92906-06600-00   | WASHER .....                                      | 1   |         |
| 40       | 90387-100L4-00   | COLLAR .....                                      | 1   |         |
| 41       | 36Y-15336-00-00  | DAMPER, ENG MOUNT 3<br>(4H7-15326-00) .....       | 3   |         |
| 42       | 36Y-15317-00-00  | SPACER, ENG MOUNT .....                           | 1   |         |
| 43       | 36Y-15326-00-00  | DAMPER, ENGINE MOUNT 2<br>(2H7-15326-01-00) ..... | 2   |         |
| 44       | 36Y-15327-00-00  | SPACER, ENG MOUNT .....                           | 1   |         |
| 45       | 90462-10145-00   | CLAMP .....                                       | 1   |         |

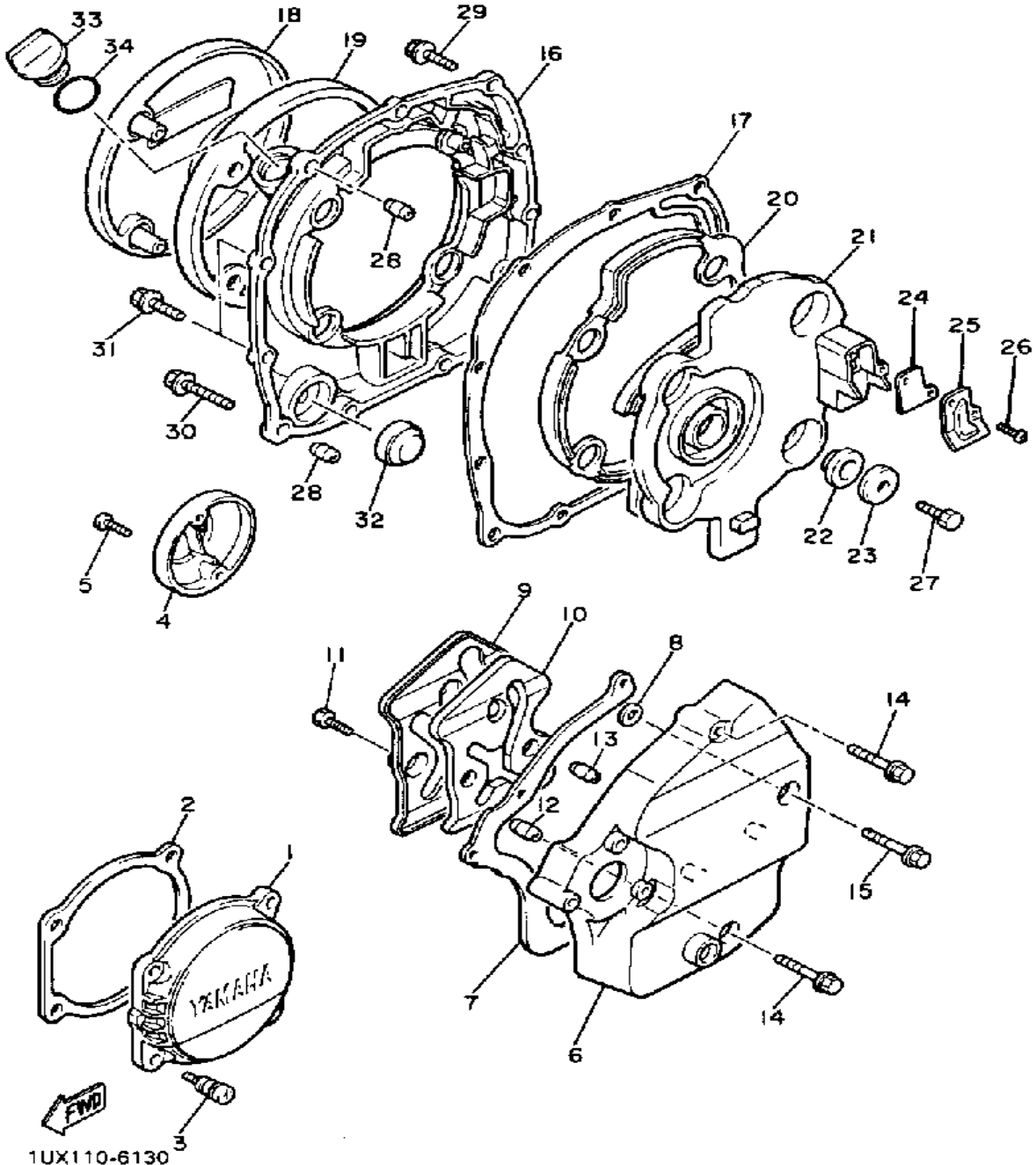
# CRANKCASE COVER



| Ref. No. | Part Number     | Description                         | Qty | Remarks |
|----------|-----------------|-------------------------------------|-----|---------|
| 1        | 36Y-15416-00-00 | COVER, OIL PUMP                     | 1   |         |
| 2        | 33M-15449-00-00 | RING, RUBBER                        | 1   |         |
| 3        | 33M-15481-10-00 | BOLT 1                              | 4   |         |
| 4        | 36Y-15426-00-00 | COVER, OIL PUMP R                   | 1   |         |
| 5        | 90154-05026-00  | SCREW, BINDING                      | 2   |         |
| 6        | 1TX-15411-01-00 | COVER, CRANKCASE L                  | 1   |         |
| 7        | 4CR-15451-00-00 | GASKET, CRCS COVERCRANKCASE COVER 1 | 1   |         |
| 8        | 1UF-15467-00-00 | GASKET                              | 1   |         |
| 9        | 1TX-15427-00-00 | COVER, CAP 2                        | 1   |         |
| 10       | 1TX-15316-00-00 | DAMPER, ENG MOUNT 1ENGINE MOUNT 1   | 1   |         |
| 11       | 90153-06055-00  | SCREW, HEXAGON                      | 4   |         |
| 12       | 99530-10014-00  | PIN, DOWEL                          | 1   |         |
| 13       | 99510-08016-00  | PIN, DOWEL                          | 1   |         |
| 14       | 95026-06040-00  | BOLT, FLANGE                        | 2   |         |
| 15       | 95026-06050-00  | BOLT, FLANGE                        | 1   |         |
| 16       | 3XW-W1543-00-00 | CRANKCASE COVER AS                  | 1   |         |
| 17       | 4CR-15461-00-00 | GASKET, CRCS CVR 2CRANKCASE 2       | 1   |         |
| 18       | 36Y-15417-01-00 | COVER, CAP                          | 1   |         |
| 19       | 36Y-15449-00-00 | RING, RUBBER                        | 1   |         |
| 20       | 1TX-15367-00-00 | GROMMET                             | 1   |         |
| 21       | 1TX-15346-00-00 | BREATHER 1                          | 1   |         |
| 22       | 4H7-15486-00-00 | GROMMET                             | 4   |         |
| 23       | 90209-06096-00  | WASHER                              | 4   |         |
| 24       | 1TX-15374-00-00 | GASKET, BREATHER                    | 1   |         |
| 25       | 1TX-15333-00-00 | COVER                               | 1   |         |
| 26       | 98580-05010-00  | SCREW, PAN HEAD                     | 2   |         |
| 27       | 91316-06012-00  | BOLT, SOCKET HEAD                   | 4   |         |

CONTINUED ON NEXT FRAME ►

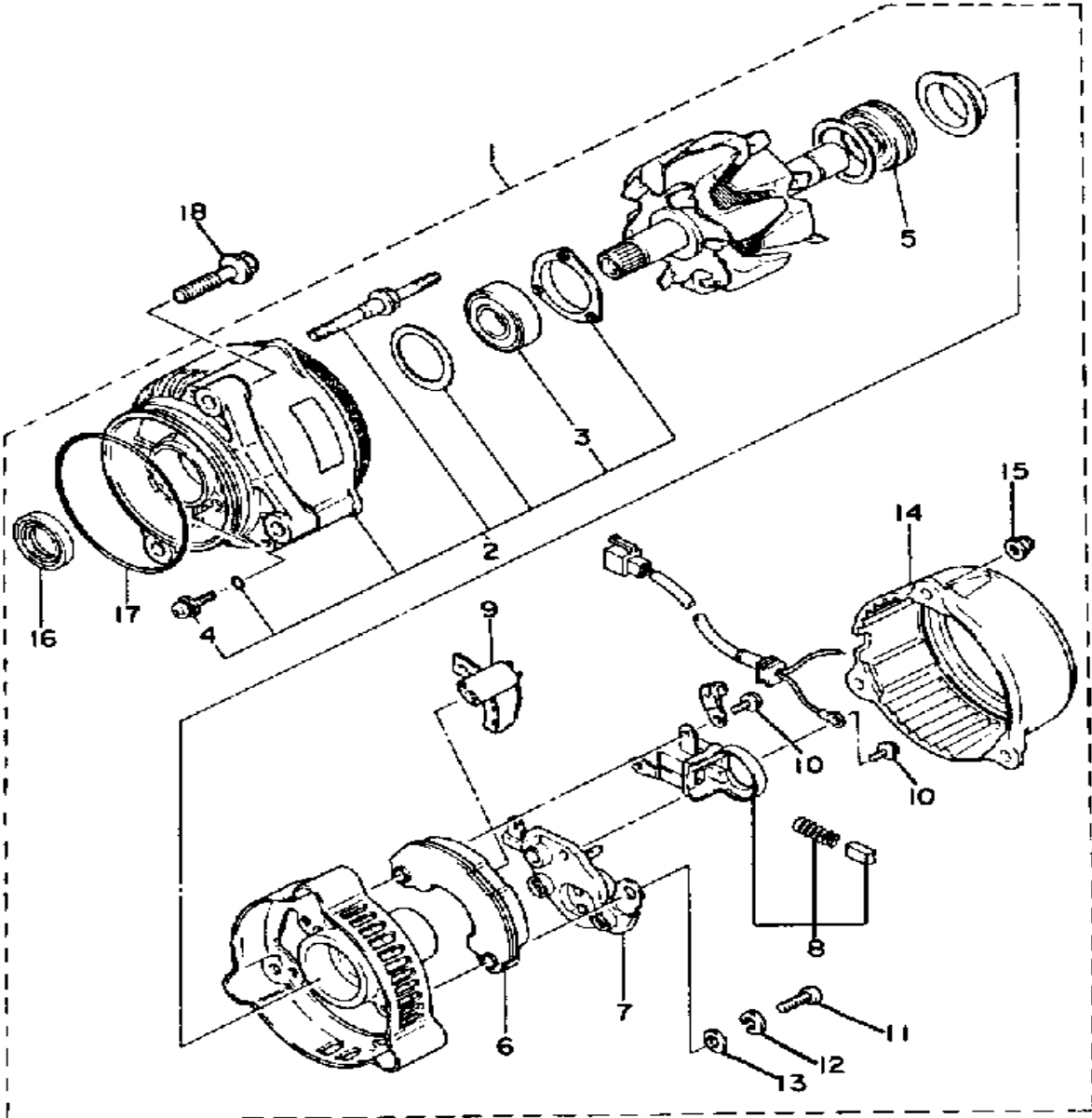
# CRANKCASE COVER



| Ref. No. | Part Number     | Description  | Qty | Remarks |
|----------|-----------------|--------------|-----|---------|
| 28       | 99530-10014-00  | PIN, DOWEL   | 2   |         |
| 29       | 95026-06020-00  | BOLT, FLANGE | 7   |         |
| 30       | 95026-06035-00  | BOLT, FLANGE | 2   |         |
| 31       | 95026-06025-00  | BOLT, FLANGE | 2   |         |
| 32       | 2H7-15361-00-00 | GAUGE, LEVEL | 1   |         |
| 33       | 2H9-15363-00-00 | PLUG, OIL    | 1   |         |
| 34       | 93210-27778-00  | O-RING       | 1   |         |

1UX110-6130

# GENERATOR

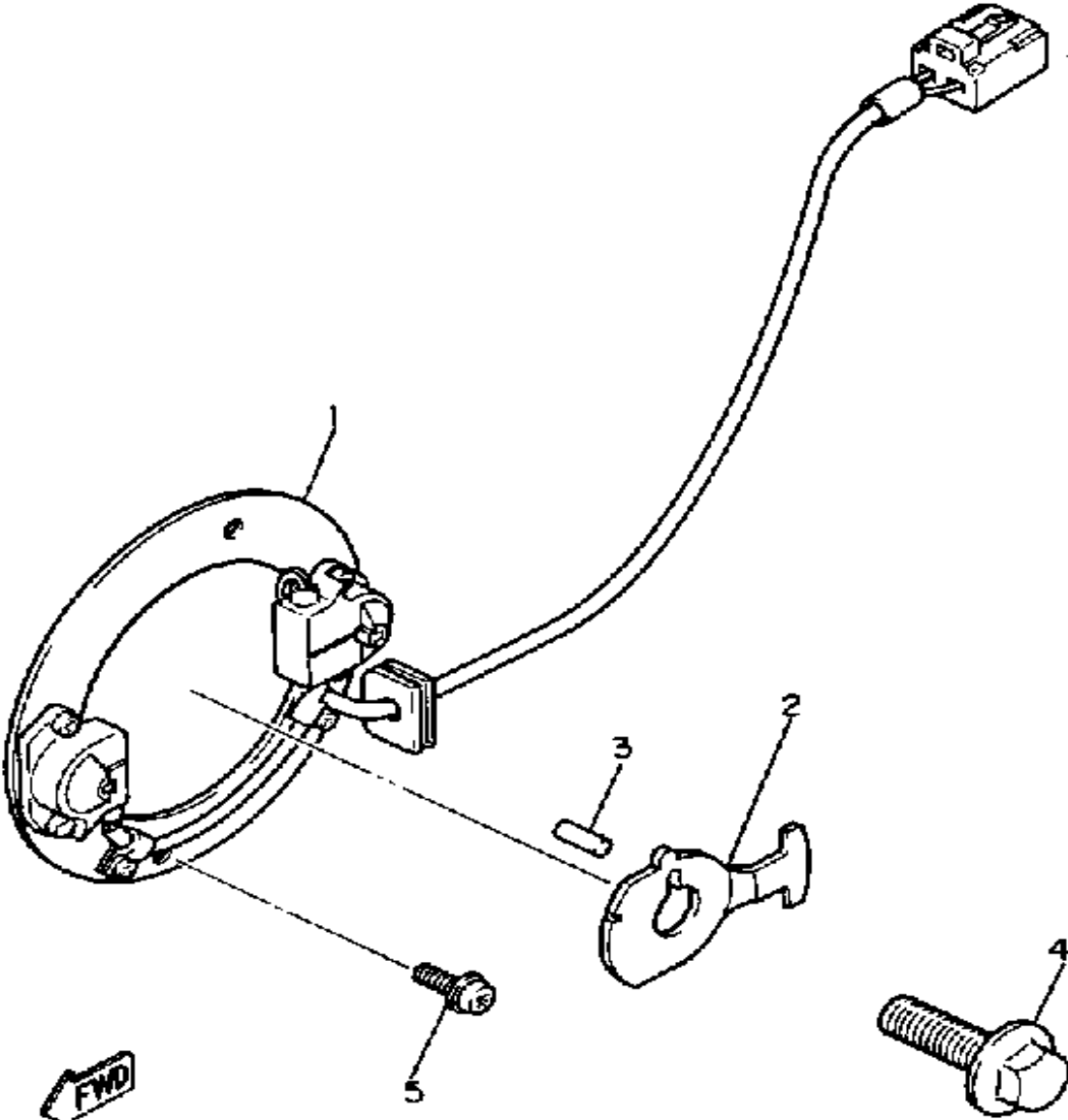


| Ref. No. | Part Number       | Description                  | Qty | Remarks |
|----------|-------------------|------------------------------|-----|---------|
| 1        | 2GH-81600-55-00   | A.C. GENERATOR ASSEMBLY      | 1   |         |
| 2        | (1AE-81634-50-00) | STATOR ASSEMBLY              | 1   |         |
| 3        | 36Y-81643-30-00   | . BEARING                    | 1   |         |
| 4        | 2KT-81645-50-00   | . SCREW                      | 3   |         |
| 5        | 36Y-81643-50-00   | . BEARING                    | 1   |         |
| 6        | 36Y-81970-50-00   | . RECTIFIER ASSEMBLY         | 1   |         |
| 7        | 36Y-81910-50-00   | . VOLTAGE REGULATOR ASSEMBLY | 1   |         |
| 8        | 36Y-81619-50-00   | . BRUSH HOLDER ASSEMBLY      | 1   |         |
| 9        | 36Y-81972-50-00   | . COVER, RECTIFIER           | 1   |         |
| 10       | 36Y-81645-30-00   | . SCREW                      | 2   |         |
| 11       | 98501-05018-00    | . SCREW, PAN HEAD            | 3   |         |
| 12       | 92990-05100-00    | . WASHER, SPRING             | 3   |         |
| 13       | 92901-05600-00    | . WASHER, PLATE              | 3   |         |
| 14       | 1TV-81604-50-00   | . COVER ASSEMBLY             | 1   |         |
| 15       | 2KT-81675-50-00   | . NUT                        | 3   |         |
| 16       | 36Y-81638-50-00   | . OIL SEAL                   | 1   |         |
| 17       | 36Y-81642-50-00   | . O-RING                     | 1   |         |
| 18       | 95816-08030-00    | BOLT, FLANGE                 | 3   |         |



1FN310-5390

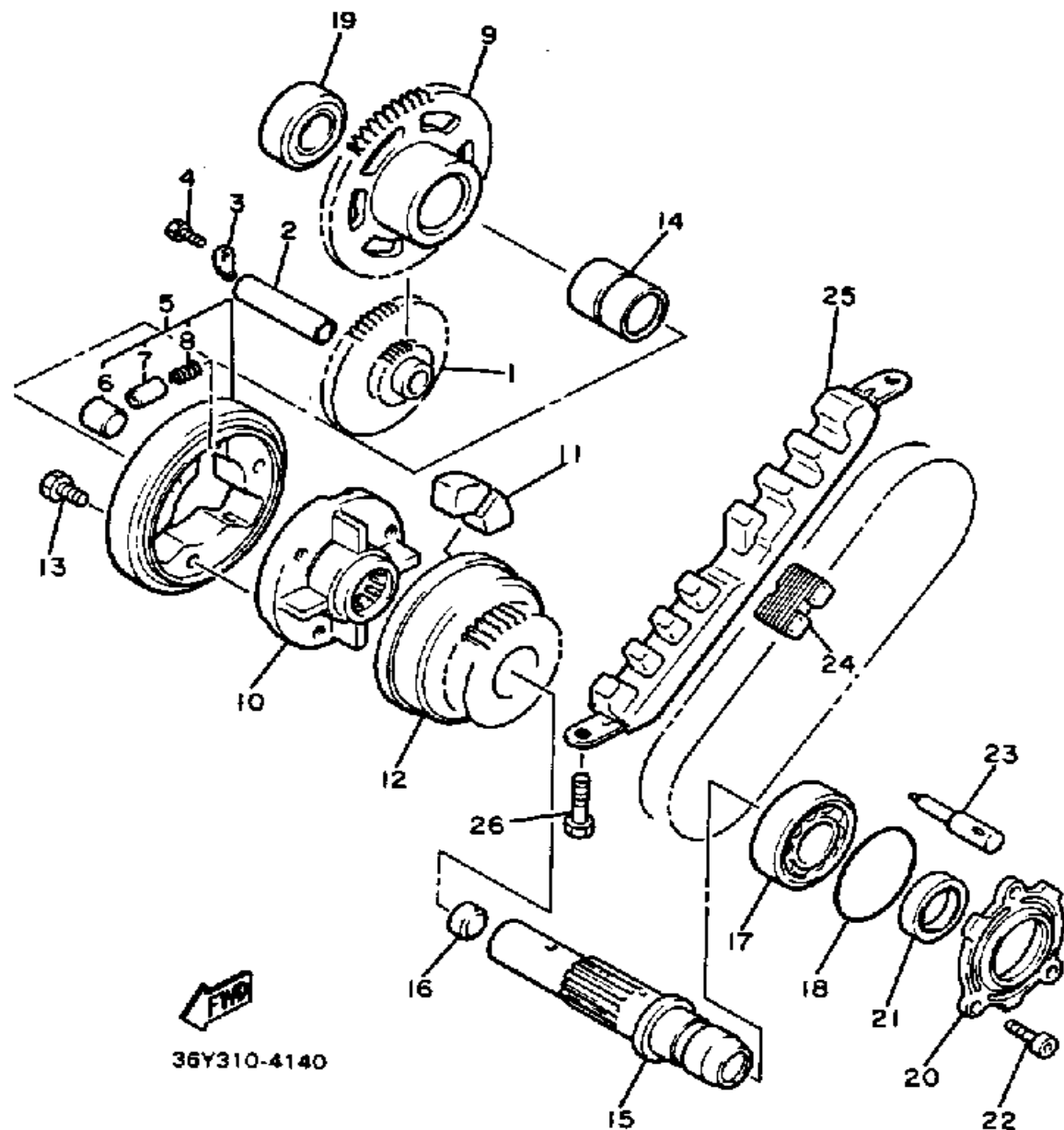
# PICKUP COIL - GOVERNOR



36Y310-4390

| Ref. No. | Part Number     | Description              | Qty | Remarks |
|----------|-----------------|--------------------------|-----|---------|
| 1        | 36Y-81671-10-00 | BASE, PICKUP .....       | 1   |         |
| 2        | 36Y-81673-10-00 | ROTOR .....              | 1   |         |
| 3        | 93604-08071-00  | PIN, DOWEL .....         | 1   |         |
| 4        | 90105-10445-00  | BOLT, WASHER BASED ..... | 1   |         |
| 5        | 90159-06107-00  | SCREW, WITH WASHER ..... | 2   |         |

# STARTER

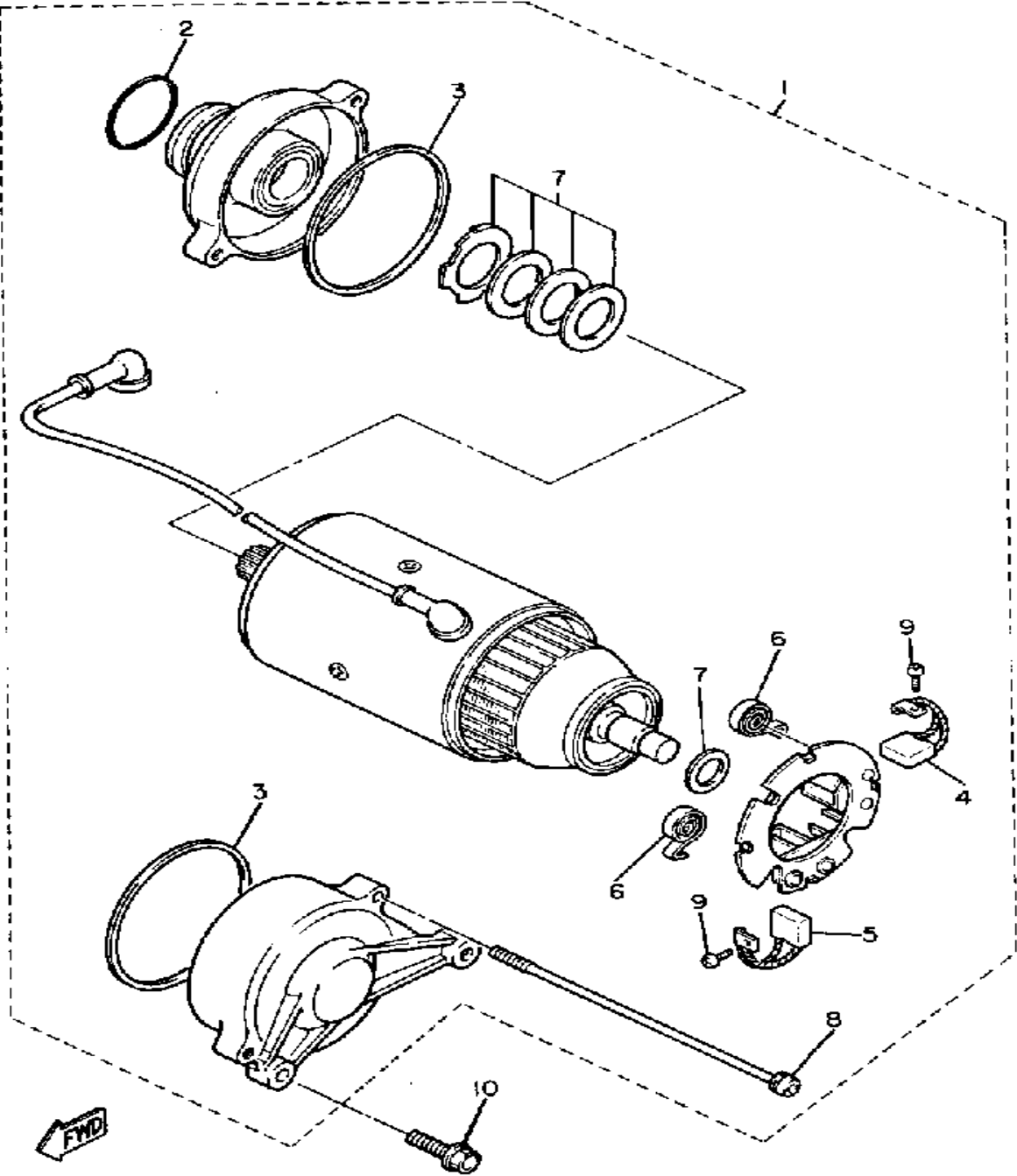


36Y310-4140

| Ref. No. | Part Number     | Description                            | Qty | Remarks |
|----------|-----------------|--|-----|---------|
| 1        | 36Y-15512-01-00 | GEAR, IDLER 1                          | 1   |         |
| 2        | 36Y-15521-01-00 | SHAFT 1                                | 1   |         |
| 3        | 2H7-15531-00-00 | PLATE, STOPPER                         | 1   |         |
| 4        | 97013-06012-00  | BOLT                                   | 1   |         |
| 5        | 36Y-15580-01-00 | STR CLUTCH OTR ASSEMBLY OUTER ASSEMBLY | 1   |         |
| 6        | 93615-17125-00  | . PIN, DOWEL                           | 3   |         |
| 7        | 1J7-15583-01-00 | . CAP, STARTER CLUTCH SPRING           | 3   |         |
| 8        | 90501-04503-00  | . SPRING, COMPRESSION                  | 3   |         |
| 9        | 36Y-15517-01-00 | GEAR, IDLER 2                          | 1   |         |
| 10       | 12R-15524-00-00 | WHEEL, STARTER                         | 1   |         |
| 11       | 4H7-16155-01-00 | ABSORBER 1                             | 4   |         |
| 12       | 36Y-15519-00-00 | SPROCKET, STARTER 2                    | 1   |         |
| 13       | 91316-08016-00  | BOLT, SOCKET HEAD                      | 3   |         |
| 14       | 90387-201L2-00  | COLLAR                                 | 1   |         |
| 15       | 36Y-15522-01-00 | SHAFT 2                                | 1   |         |
| 16       | 90331-15039-00  | PLUG                                   | 1   |         |
| 17       | 93306-20545-00  | BEARING                                | 1   |         |
| 18       | 93210-47440-00  | O-RING                                 | 1   |         |
| 19       | 93306-00426-00  | BEARING                                | 1   |         |
| 20       | 36Y-15163-00-00 | HOUSING, BEARING 1                     | 1   |         |
| 21       | 93102-25253-00  | OIL SEAL                               | 1   |         |
| 22       | 91316-06016-00  | BOLT, SOCKET HEAD                      | 3   |         |
| 23       | 36Y-13454-00-00 | NOZZLE                                 | 1   |         |
| 24       | 36Y-11456-00-00 | CHAIN, PRIMARY                         | 1   |         |
| 25       | 36Y-11474-00-00 | GUIDE, UPPER                           | 1   |         |
| 26       | 97011-06016-00  | BOLT                                   | 2   |         |



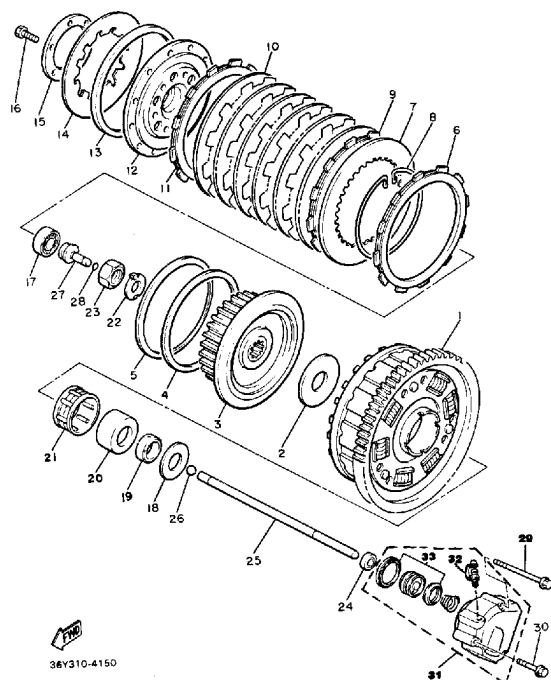
# STARTING MOTOR



36Y310-4400

| Ref. No. | Part Number     | Description                 | Qty | Remarks |
|----------|-----------------|-----------------------------|-----|---------|
| 1        | 36Y-81800-10-00 | STARTING MOTOR ASSEMBLY     | 1   |         |
| 2        | 26H-81847-00-00 | . O-RING                    | 1   |         |
| 3        | 371-81847-20-00 | . O-RING                    | 2   |         |
| 4        | 371-81811-20-00 | . BRUSH 1                   | 1   |         |
| 5        | 371-81812-20-00 | . BRUSH 2                   | 1   |         |
| 6        | 371-81813-20-00 | . SPRING, BRUSH             | 2   |         |
| 7        | 36Y-81809-00-00 | . WASHER KIT                | 1   |         |
| 8        | ¢36-Y8182-60-0- | . UNAVAILABLE IN PRICE BOOK | 2   |         |
| 9        | 98580-03008-00  | . SCREW, PAN HEAD           | 2   |         |
| 10       | 95026-06025-00  | BOLT, FLANGE                | 2   |         |

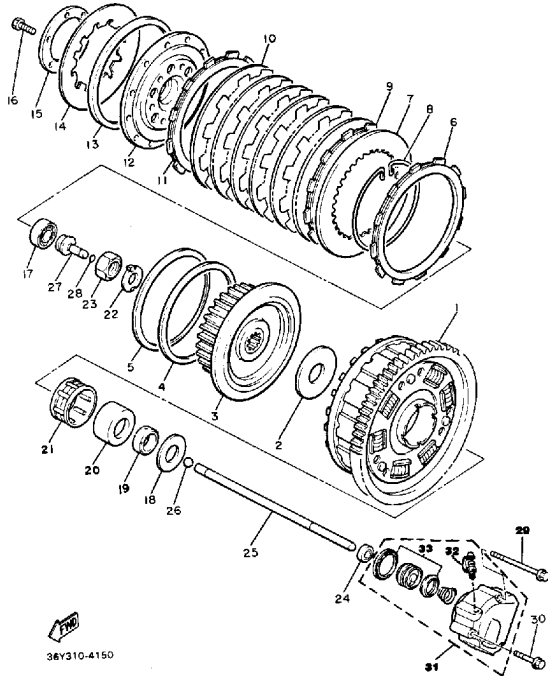
# CLUTCH



| Ref. No. | Part Number     | Description                 | Qty | Remarks |
|----------|-----------------|-----------------------------|-----|---------|
| 1        | 1TX-16150-00-00 | PRI DRVN GEARGEAR COMP.     | 1   |         |
| 2        | 36Y-16154-00-00 | PLATE, THRUST 1 .....       | 1   |         |
| 3        | 36Y-16371-00-00 | BOSS, CLUTCH .....          | 1   |         |
| 4        | 36Y-16384-00-00 | PLATE, SEAT .....           | 1   |         |
| 5        | 36Y-16383-00-00 | SPRING, CLUTCH BOSS .....   | 1   |         |
| 6        | 36Y-16331-00-00 | PLATE, FRICTION 2 .....     | 1   |         |
| 7        | 2H7-16325-00-00 | PLATE, CLUTCH 2 .....       | 1   |         |
| 8        | 2H7-16385-00-00 | RING, CLUTCH BOSS .....     | 1   |         |
| 9        | 341-16321-13-00 | PLATE, FRICTION .....       | 6   |         |
| 10       | 2H7-16325-00-00 | PLATE, CLUTCH 2 .....       | 6   |         |
| 11       | 36Y-16331-00-00 | PLATE, FRICTION 2 .....     | 1   |         |
| 12       | 36Y-16351-00-00 | PLATE, PRESSURE 1 .....     | 1   |         |
| 13       | 36Y-16335-00-00 | HOUSING, SPRING .....       | 1   |         |
| 14       | 1TX-16334-00-00 | SPRING, CLUTCH 2 .....      | 1   |         |
| 15       | 1TX-16352-00-00 | PLATE, PRESSURE 2 .....     | 1   |         |
| 16       | 97313-06016-00  | BOLT, HEXAGON .....         | 6   |         |
| 17       | 93306-00315-00  | BEARING (6003SH2C4) .....   | 1   |         |
| 18       | 90201-286H8-00  | WASHER, PLATE .....         | 1   |         |
| 19       | 90387-284K1-00  | COLLAR .....                | 1   |         |
| 20       | 36Y-16181-00-00 | SPACER 1 .....              | 1   |         |
| 21       | 93310-350M3-00  | BEARING, CYLINDER.# 0 ..... | 1   |         |
| 22       | 90215-25218-00  | WASHER, LOCK .....          | 1   |         |
| 23       | 90170-20323-00  | NUT .....                   | 1   |         |
| 24       | 93109-08061-00  | OIL SEAL .....              | 1   |         |
| 25       | 36Y-16357-00-00 | ROD, PUSH 2 .....           | 1   |         |
| 26       | 93511-32027-00  | BALL .....                  | 1   |         |
| 27       | 36Y-16356-00-00 | ROD, PUSH 1 .....           | 1   |         |
| 28       | 93210-06632-00  | O-RING .....                | 1   |         |
| 29       | 90105-06306-00  | BOLT, WASHER BASED .....    | 2   |         |

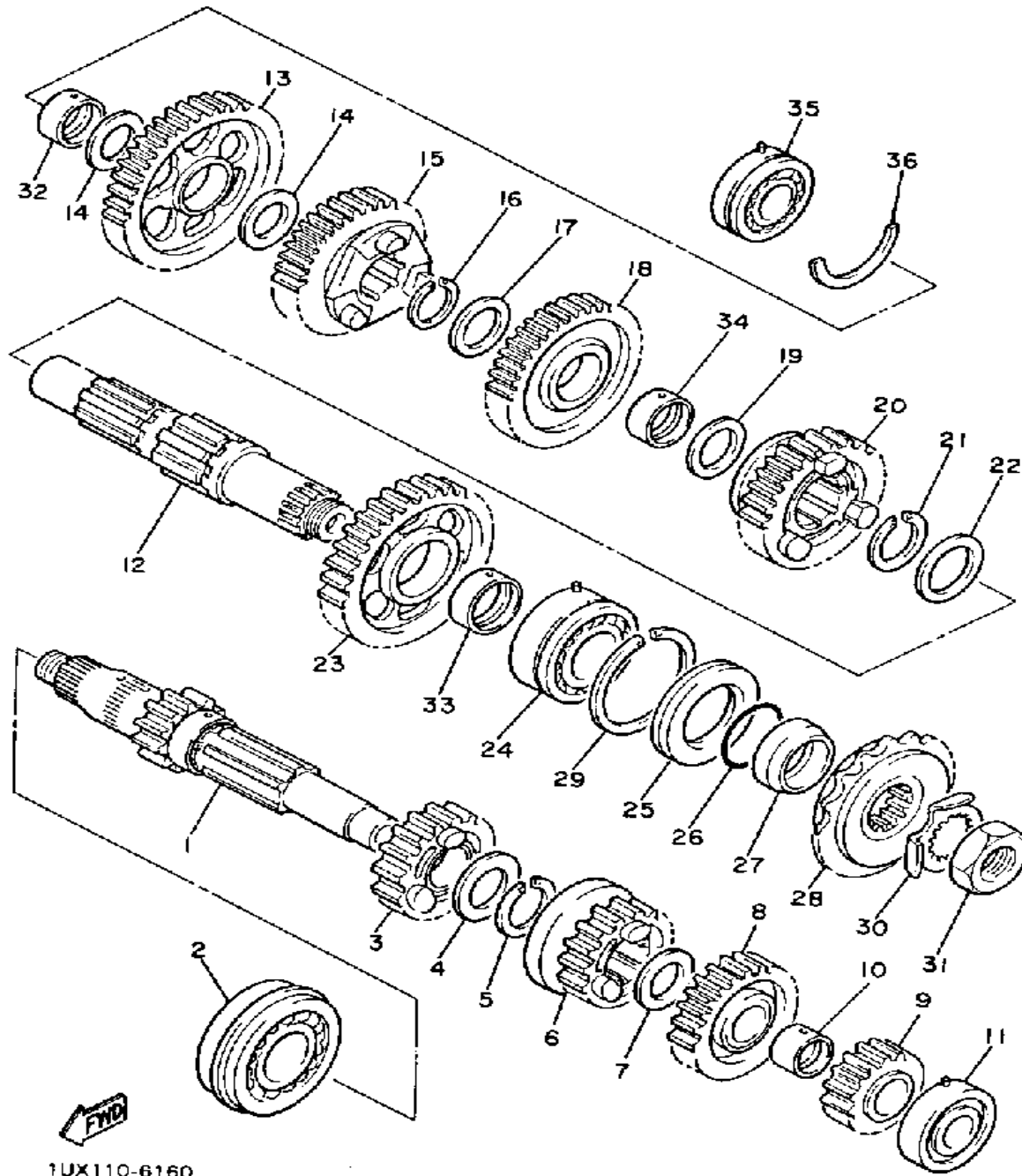
CONTINUED ON NEXT FRAME ►

# CLUTCH



| Ref. No. | Part Number     | Description                 | Qty | Remarks |
|----------|-----------------|-----------------------------|-----|---------|
| 30       | 95026-06040-00  | BOLT, FLANGE .....          | 1   |         |
| 31       | 36Y-16381-10-00 | PUSH LEVER COMP. ....       | 1   |         |
| 32       | 36Y-W0048-00-00 | . BLEED SCREW KIT .....     | 1   |         |
| 33       | 26H-W0098-00-00 | . PUSH LEVER SEAL KIT ..... | 1   |         |

# TRANSMISSION

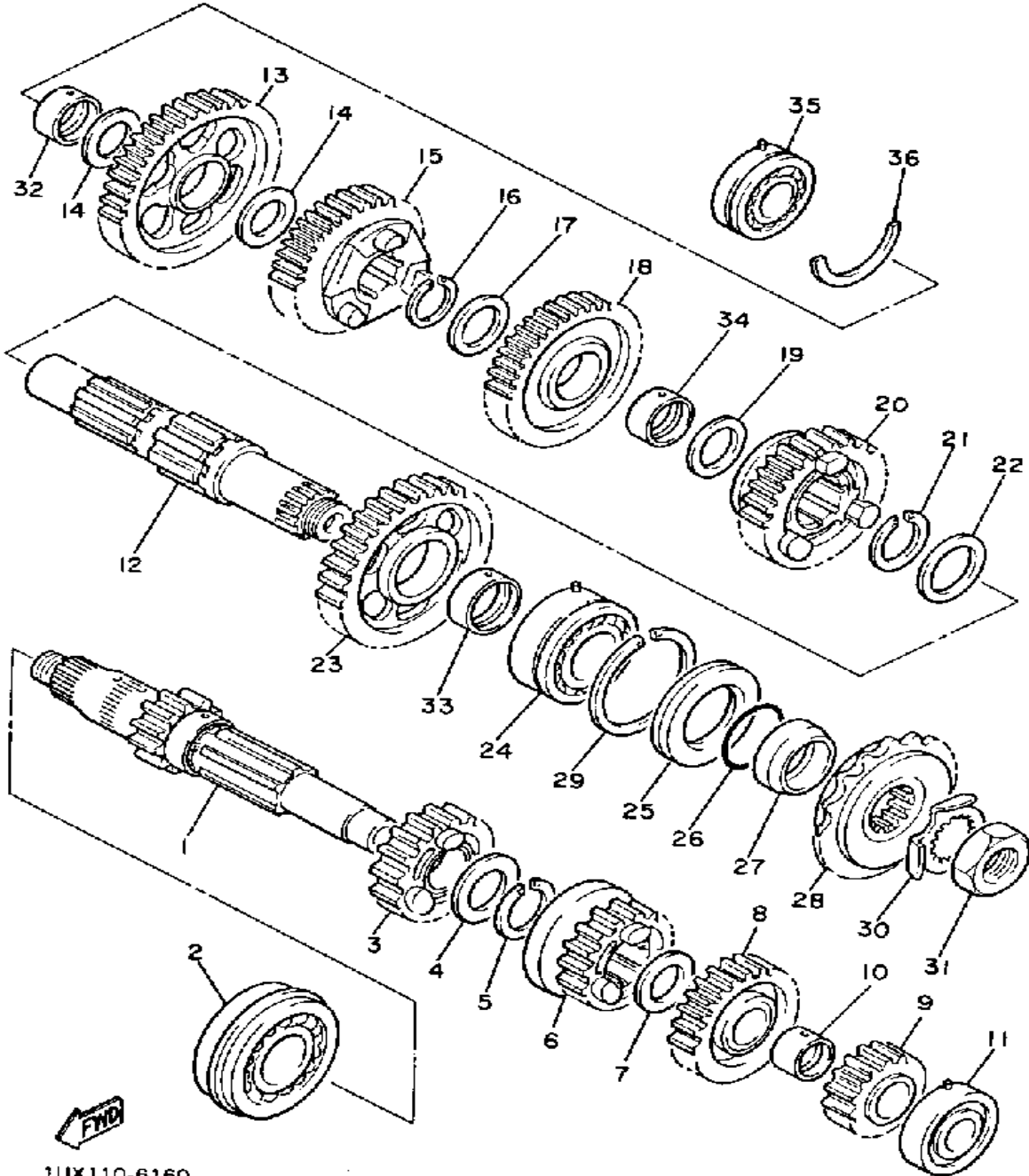


1UX110-6160

| Ref. No. | Part Number     | Description                             | Qty | Remarks |
|----------|-----------------|---|-----|---------|
| 1        | 1TX-W1741-00-00 | MAIN AXLE ASSEMBLY                      | 1   |         |
| 2        | 93306-36401-00  | BEARING                                 | 1   |         |
| 3        | 1TX-17141-00-00 | GEAR, 4TH PINION                        | 1   |         |
| 4        | 90209-25196-00  | WASHER                                  | 1   |         |
| 5        | 93440-28062-00  | CIRCLIP                                 | 1   |         |
| 6        | 1TX-17131-00-00 | GEAR, 3RD PINION                        | 1   |         |
| 7        | 90201-226H9-00  | WASHER, PLATE                           | 1   |         |
| 8        | 1TX-17151-00-00 | GEAR, 5TH PINION                        | 1   |         |
| 9        | 3CV-17121-00-00 | GEAR, 2ND PINION                        | 1   |         |
| 10       | 90387-220R2-00  | COLLAR                                  | 1   |         |
| 11       | 93306-30434-00  | BEARING                                 | 1   |         |
| 12       | 1TX-17421-00-00 | AXLE, DRIVE                             | 1   |         |
| 13       | 1TX-17211-00-00 | GEAR, 1ST WHEEL                         | 1   |         |
| 14       | 90201-257H0-00  | WASHER, PLATE                           | 2   |         |
| 15       | 36Y-17241-00-00 | GEAR, 4TH WHEEL                         | 1   |         |
| 16       | 93440-30077-00  | CIRCLIP                                 | 1   |         |
| 17       | 90209-27192-00  | WASHER                                  | 1   |         |
| 18       | 1TX-17231-00-00 | GEAR, 3RD WHEEL                         | 1   |         |
| 19       | 90201-307H1-00  | WASHER, PLATE                           | 1   |         |
| 20       | 1TX-17251-00-00 | GEAR, 5TH WHEEL                         | 1   |         |
|          | 36Y-17251-00-00 | GEAR, 5TH WHEEL (29T)                   | 1   |         |
| 21       | 93440-34025-00  | CIRCLIP                                 | 1   |         |
| 22       | 90209-32231-00  | WASHER                                  | 1   |         |
| 23       | 3CV-17221-00-00 | GEAR, 2ND WHEEL                         | 1   |         |
| 24       | 93305-20605-00  | BEARING                                 | 1   |         |
| 25       | 93102-40330-00  | OIL SEAL                                | 1   |         |
| 26       | 93210-30660-00  | O-RING                                  | 1   |         |
| 27       | 90387-304K7-00  | COLLAR                                  | 1   |         |
| 28       | 36Y-17460-00-00 | SPROCKET, DRIVE (17T)<br>(36Y-17461-70) | 1   |         |

CONTINUED ON NEXT FRAME ►

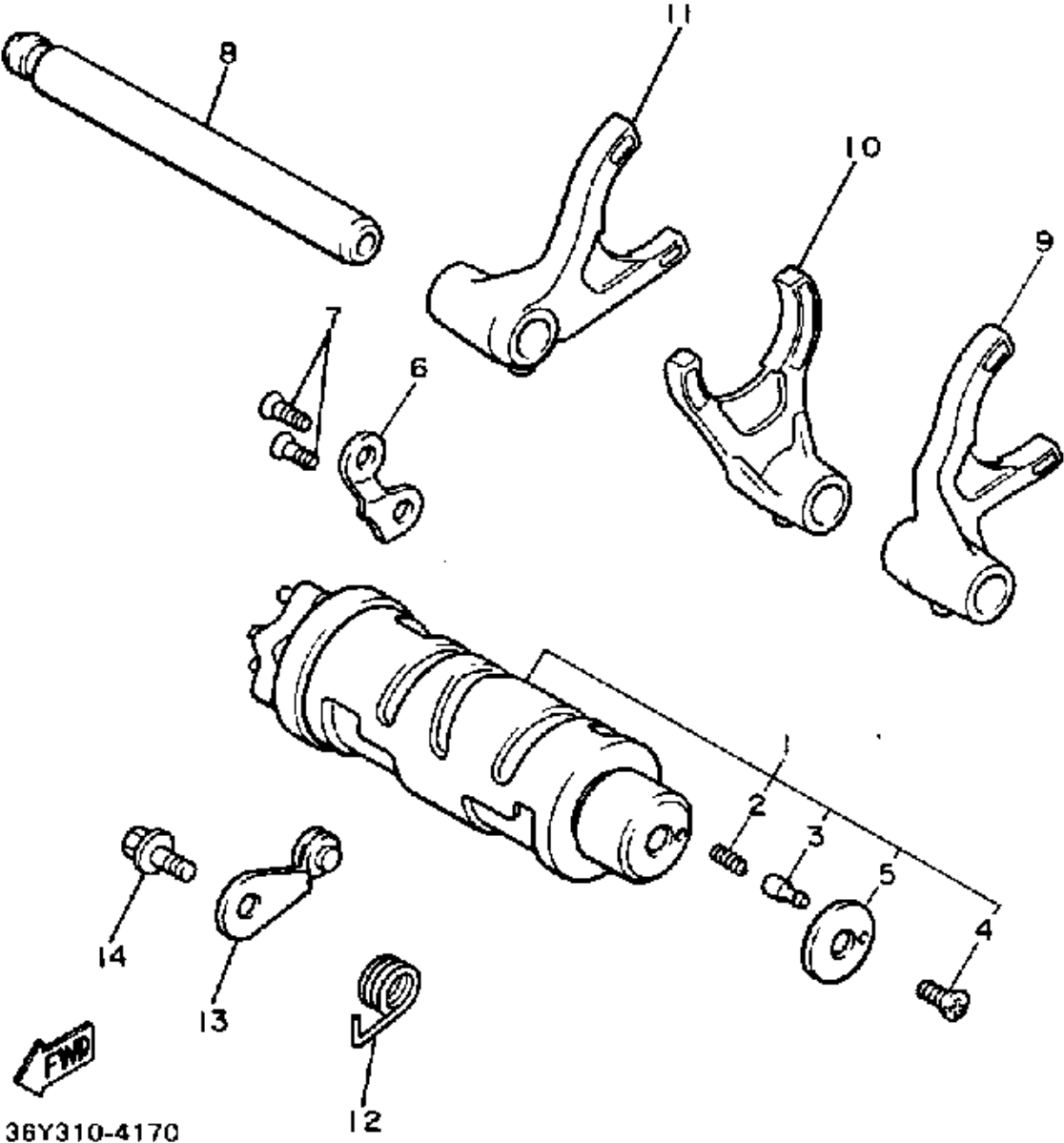
# TRANSMISSION



| Ref. No. | Part Number    | Description    | Qty | Remarks |
|----------|----------------|----------------|-----|---------|
| 29       | 93440-62032-00 | CIRCLIP, OUTER | 1   |         |
| 30       | 90215-26241-00 | WASHER, LOCK   | 1   |         |
| 31       | 90179-22063-00 | NUT            | 1   |         |
| 32       | 90387-250R3-00 | COLLAR         | 1   |         |
| 33       | 90387-350R5-00 | COLLAR         | 1   |         |
| 34       | 90387-300R4-00 | COLLAR         | 1   |         |
| 35       | 93306-20561-00 | BEARING        | 1   |         |
| 36       | 93440-52118-00 | CIRCLIP        | 1   |         |

1UX110-6160

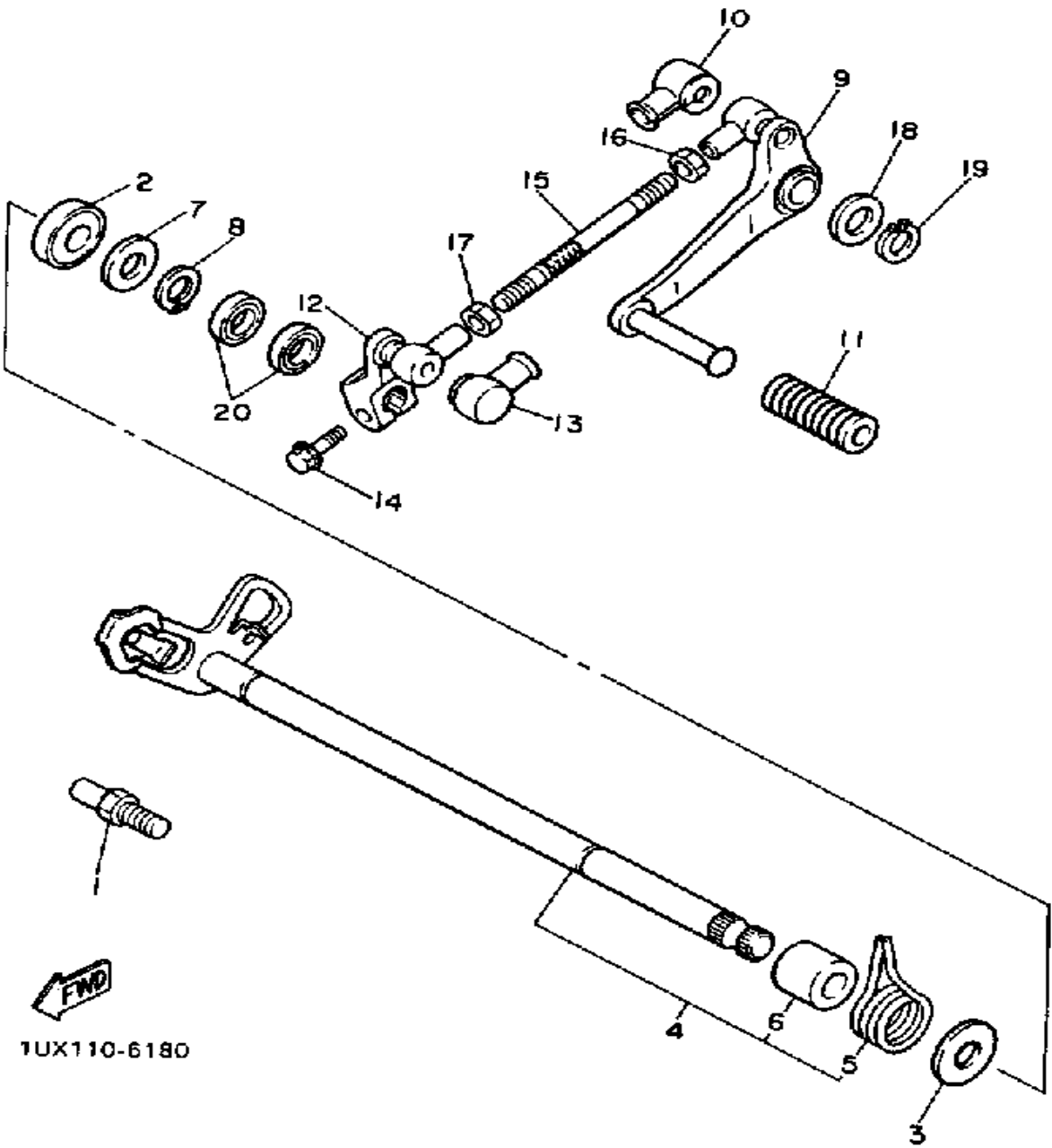
# SHIFT CAM



| Ref. No. | Part Number     | Description            | Qty | Remarks |
|----------|-----------------|------------------------|-----|---------|
| 1        | 1TX-18540-01-00 | SHIFT CAM ASSEMBLY     | 1   |         |
| 2        | 90501-06022-00  | . SPRING, COMPRESSION  | 1   |         |
| 3        | 278-18542-00-00 | . POINT, NEUTRAL       | 1   |         |
| 4        | 98701-05012-00  | . SCREW, FLAT HEAD     | 1   |         |
| 5        | 278-18566-00-00 | . PLATE, SIDE 2        | 1   |         |
| 6        | 36Y-18562-00-00 | PLATE, STOPPER 2       | 1   |         |
| 7        | 98701-06014-00  | SCREW, FLAT HEAD       | 2   |         |
| 8        | 4G0-18531-00-00 | BAR, SHIF FRK GDE 1    | 1   |         |
| 9        | 1TX-18511-00-00 | FORK, SHIFT 1          | 1   |         |
| 10       | 1TX-18512-00-00 | FORK, SHIFT 2          | 1   |         |
| 11       | 1TX-18513-00-00 | FORK, SHIFT 3          | 1   |         |
| 12       | 90508-23707-00  | SPRING, TORSION        | 1   |         |
| 13       | 36Y-18140-00-00 | STOPPER LEVER ASSEMBLY | 1   |         |
| 14       | 50W-21631-00-00 | BOLT 1                 | 1   |         |

36Y310-4170

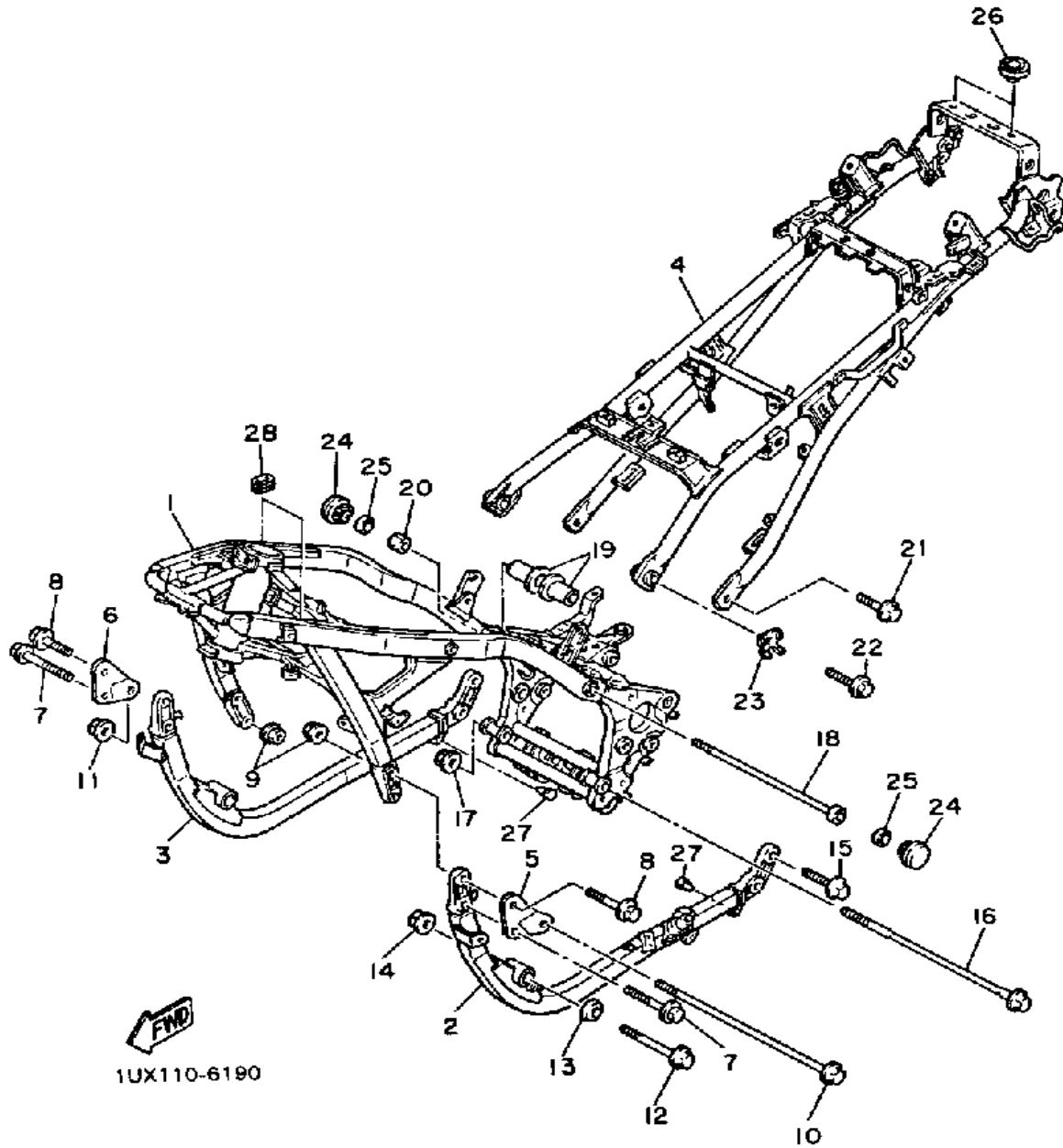
# SHIFT SHAFT



| Ref. No. | Part Number     | Description              | Qty | Remarks |
|----------|-----------------|--------------------------|-----|---------|
| 1        | 4G0-18127-00-00 | STOPPER, SCREW           | 1   |         |
| 2        | 93102-12321-00  | OIL SEAL, SD-TYPE        | 1   |         |
| 3        | 90201-12588-00  | WASHER, PLATE            | 1   |         |
| 4        | 1TX-18101-00-00 | SHIFT SHAFT ASSEMBLY 1   | 1   |         |
| 5        | 90508-32682-00  | . SPRING, TORSION        | 1   |         |
| 6        | 90387-114K8-00  | . COLLAR                 | 1   |         |
| 7        | 90201-12575-00  | WASHER, PLATE            | 1   |         |
| 8        | 99006-10600-00  | CIRCLIP                  | 1   |         |
| 9        | 1UX-18111-00-00 | PEDAL, SHIFT             | 1   |         |
| 10       | 2H9-18154-00-00 | COVER, DUST              | 1   |         |
| 11       | 132-18113-01-00 | COVER, SHIFT PEDAL       | 1   |         |
| 12       | 1TX-18112-00-00 | ARM, SHIFT               | 1   |         |
| 13       | 2H9-18154-00-00 | COVER, DUST              | 1   |         |
| 14       | 95811-06020-00  | BOLT, FLANGE             | 1   |         |
| 15       | 36Y-18115-00-00 | ROD, SHIFT               | 1   |         |
| 16       | 90170-06228-00  | NUT (COUNTER CLOCKWISE)  | 1   |         |
| 17       | 95380-06700-00  | NUT                      | 1   |         |
| 18       | 90201-124E4-00  | WASHER, PLATE            | 1   |         |
| 19       | 99009-12400-00  | CIRCLIP                  | 1   |         |
| 20       | 93109-12053-00  | OIL SEAL (SDO 12/18/4-1) | 2   |         |

1UX110-6180

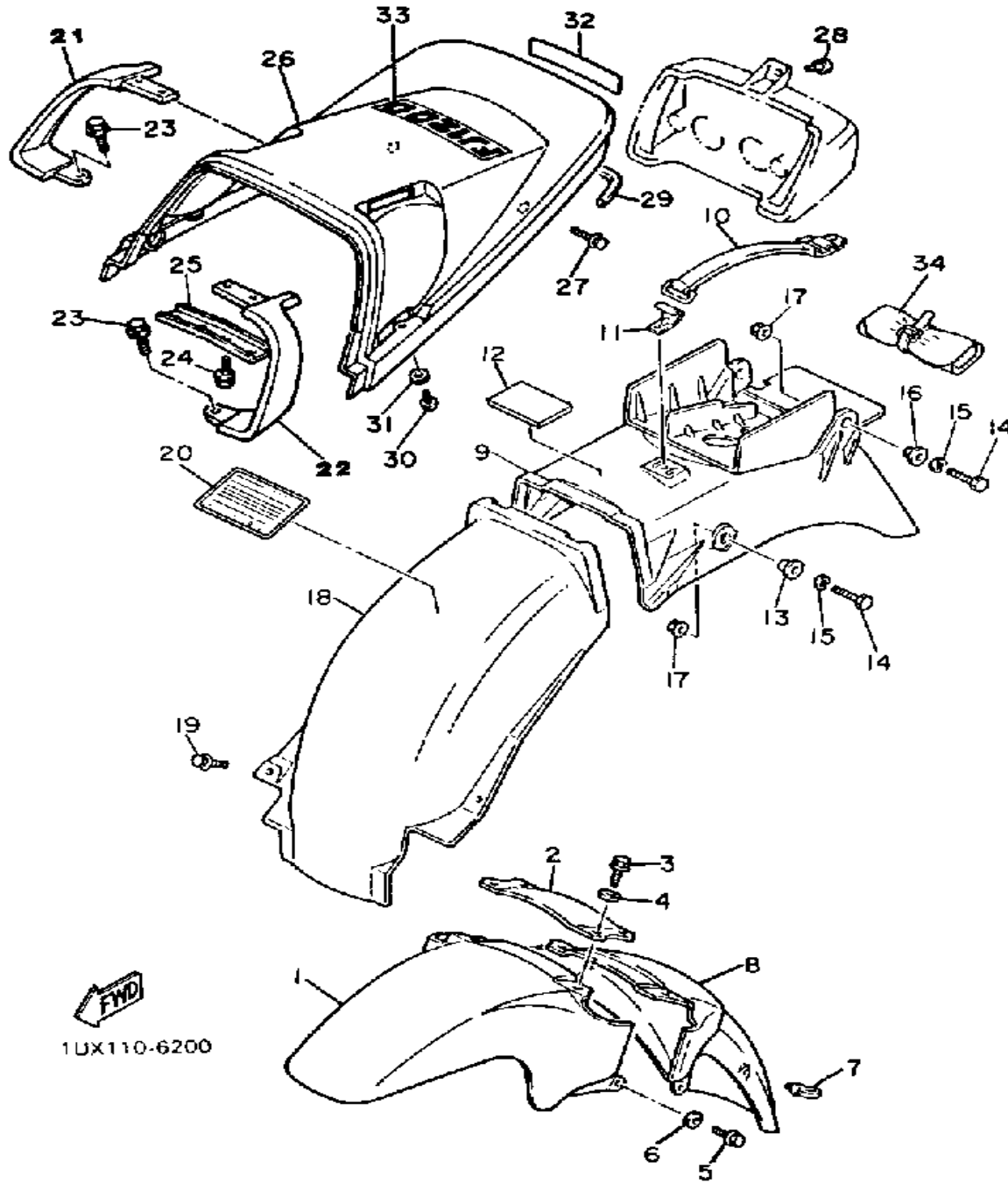
# FRAME



| Ref. No. | Part Number     | Description                 | Qty | Remarks    |
|----------|-----------------|-----------------------------|-----|------------|
| 1        | 1UX-21110-01-35 | FRAME .....                 | 1   | SILVER     |
|          | 1WJ-21110-01-35 | FRAME (1WJ-21110-00-35) ... | 1   | SILVER     |
| 2        | 1WJ-21140-00-35 | TUBE, DOWN .....            | 1   | SILVER     |
| 3        | 1WJ-21150-00-35 | DOWN TUBE COMP 2 .....      | 1   | SILVER     |
| 4        | 1TX-21190-00-33 | FRAME, REAR .....           | 1   | YAMAHA BLK |
| 5        | 36Y-21315-00-00 | STAY, ENGINE 2 .....        | 1   |            |
| 6        | 36Y-21316-00-00 | STAY, ENGINE 3 .....        | 1   |            |
| 7        | 90105-08310-00  | BOLT, WASHER BASED .....    | 2   |            |
| 8        | 90105-08311-00  | BOLT, WASHER BASED .....    | 2   |            |
| 9        | 90179-08246-00  | NUT, SPEC'L SHAPE .....     | 4   |            |
| 10       | 90105-10313-00  | BOLT, WASHER BASED .....    | 1   |            |
| 11       | 90179-10247-00  | NUT .....                   | 1   |            |
| 12       | 90105-10312-00  | BOLT, WASHER BASED .....    | 2   |            |
| 13       | 90208-10039-00  | WASHER, CONICAL SPR .....   | 2   |            |
| 14       | 90179-10247-00  | NUT .....                   | 2   |            |
| 15       | 90105-08311-00  | BOLT, WASHER BASED .....    | 4   |            |
| 16       | 90105-12314-00  | BOLT, WASHER BASED .....    | 1   |            |
| 17       | 90179-12421-00  | NUT, SPEC'L SHAPE .....     | 1   |            |
| 18       | 90110-10073-00  | BOLT, HEX SKT HEAD .....    | 1   |            |
| 19       | 90387-101V2-00  | COLLAR .....                | 2   |            |
| 20       | 90179-10377-00  | NUT, SPEC'L SHAPE .....     | 1   |            |
| 21       | 90105-10638-00  | BOLT, WASHER BASED .....    | 2   |            |
| 22       | 90101-10524-00  | BOLT .....                  | 2   |            |
| 23       | 36Y-21491-00-00 | WASHER, LOCK .....          | 2   |            |
| 24       | 36Y-21470-00-00 | CAP ASSEMBLY .....          | 2   |            |
| 25       | 36Y-21485-00-00 | DAMPER, RUBBER 1 .....      | 2   |            |
| 26       | 1L9-24741-00-00 | PAD, SEAT .....             | 2   |            |
| 27       | 4G0-21639-00-00 | DAMPER 2 .....              | 2   |            |
| 28       | 90480-01430-00  | GROMMET .....               | 2   |            |



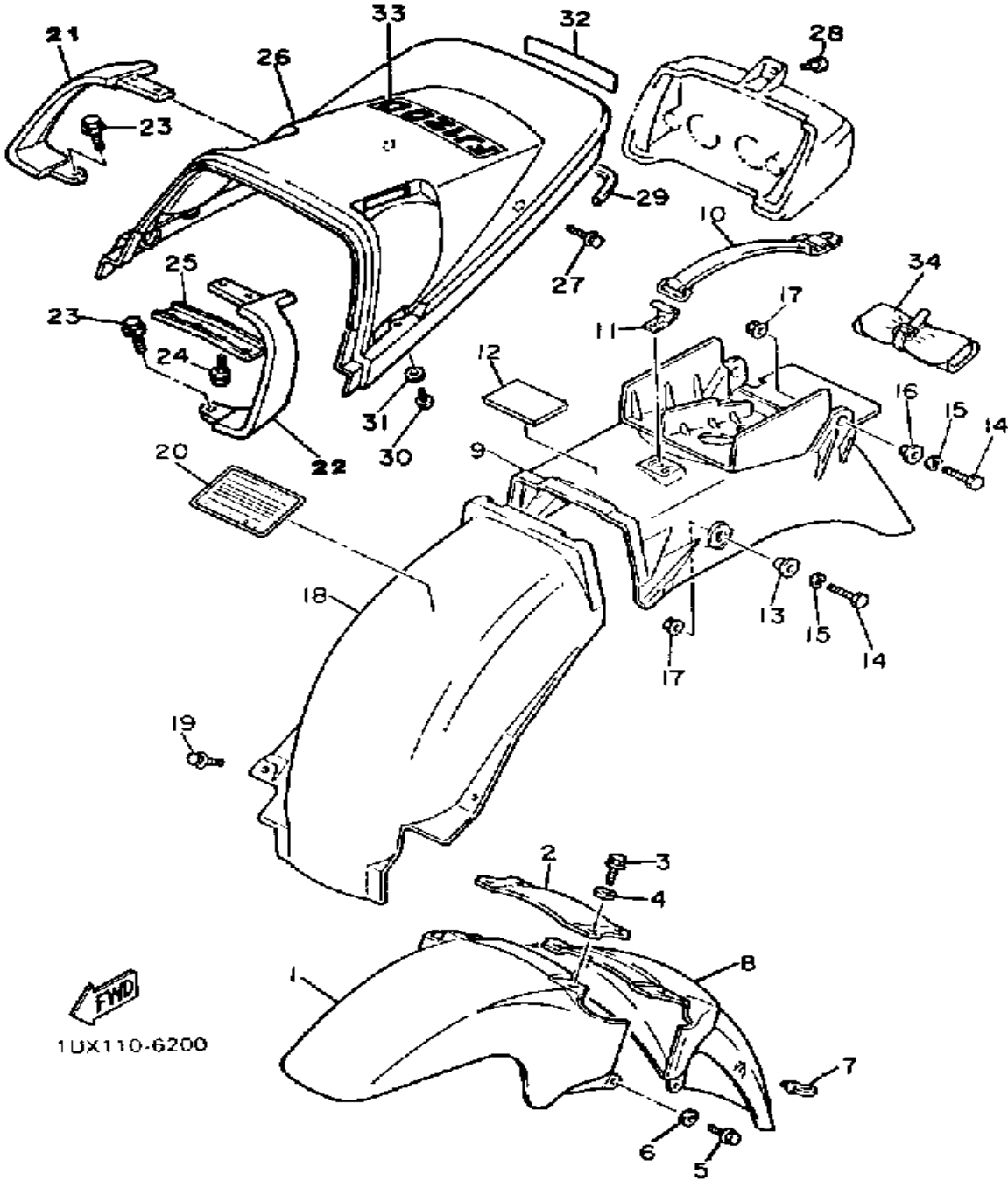
# FENDER



| Ref. No. | Part Number       | Description                       | Qty | Remarks          |
|----------|-------------------|-----------------------------------|-----|------------------|
| 1        | 36Y-21511-01-AJ   | FENDER, FRONT (36Y-21511-00-TF)   | 1   | PASSION RED      |
| 2        | 36Y-21512-00-00   | BRACKET, FENDER                   | 1   |                  |
| 3        | 95023-06020-00    | BOLT, FLANGE                      | 4   |                  |
| 4        | 90201-06M08-00    | WASHER, PLATE                     | 4   |                  |
| 5        | 95026-06020-00    | BOLT, FLANGE                      | 2   |                  |
| 6        | 90201-062A8-00    | WASHER, PLATE                     | 2   |                  |
| 7        | 1A8-21518-00-00   | HOLDER, CABLE                     | 1   |                  |
| 8        | 36Y-21556-01-AJ   | FENDER, FRONT 2 (36Y-21556-00-TF) | 1   | PASSION RED      |
| 9        | 47M-W2161-00-00   | REAR FENDERCOMP                   | 1   |                  |
| 10       | 36Y-21376-00-00   | BAND, TOOL                        | 1   |                  |
| 11       | 36Y-2175R-00-00   | HOOK, BAND                        | 1   |                  |
| 12       | 26H-2848K-00-00   | SEAT 2                            | 1   |                  |
| 13       | 90387-06648-00    | COLLAR                            | 2   |                  |
| 14       | 97011-06020-00    | BOLT                              | 4   |                  |
| 15       | 92995-06100-00    | WASHER, SPRING                    | 4   |                  |
| 16       | 90387-06648-00    | COLLAR                            | 2   |                  |
| 17       | 95706-06500-00    | NUT, FLANGE                       | 4   |                  |
| 18       | 36Y-21629-00-00   | GUARD, MUD                        | 1   |                  |
| 19       | 90119-06056-00    | BOLT, WITH WASHER                 | 2   |                  |
| 20       | (1WJ-21687-70-00) | PLATE, SPEC                       | 1   | U.R.             |
|          | 1UX-21683-60-00   | PLATE, SPECFOR FJ1200T (1UX)      | 1   | U.R.             |
| 21       | 1TX-21645-00-00   | STAY, REAR                        | 1   |                  |
| 22       | 1TX-21644-00-00   | STAY, REAR                        | 1   |                  |
| 23       | 95821-08020-00    | BOLT, FLANGE (95801-08020)        | 2   |                  |
| 24       | 95821-06014-00    | BOLT, FLANGE                      | 4   |                  |
| 25       | 1TX-2164F-00-00   | STAY 1                            | 1   |                  |
| 26       | 1TX-W2165-00-4X   | COVER, REAR FENDER                | 1   | SILKY WHT/ BLACK |

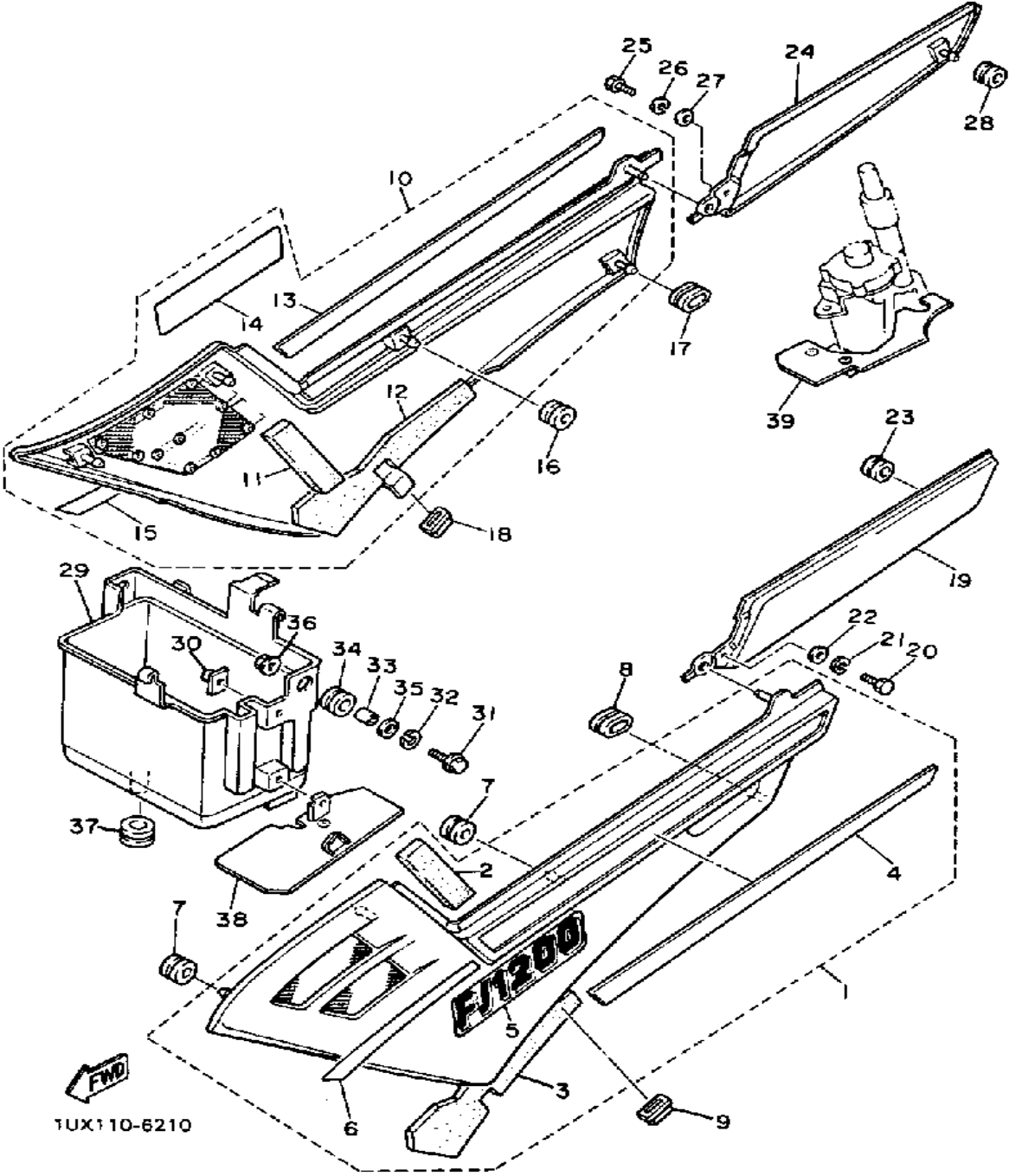
CONTINUED ON NEXT FRAME ►

# FENDER



| Ref. No. | Part Number     | Description        | Qty | Remarks |
|----------|-----------------|--------------------|-----|---------|
| 27       | 90119-06044-00  | BOLT, WITH WASHER  | 2   |         |
| 28       | 36Y-21639-00-00 | DAMPER 2           | 1   |         |
| 29       | 36Y-21649-00-00 | DAMPER             | 1   |         |
| 30       | 98580-05010-00  | SCREW, PAN HEAD    | 2   |         |
| 31       | 92990-05200-00  | WASHER, PLAIN      | 2   |         |
| 32       | 1WJ-2163G-00-00 | EMBLEM 1           | 1   |         |
| 33       | 1WJ-21663-10-00 | GRAPHIC, TAILCOVER | 1   |         |
| 34       | 36Y-28100-01-00 | TOOL KIT           | 1   |         |

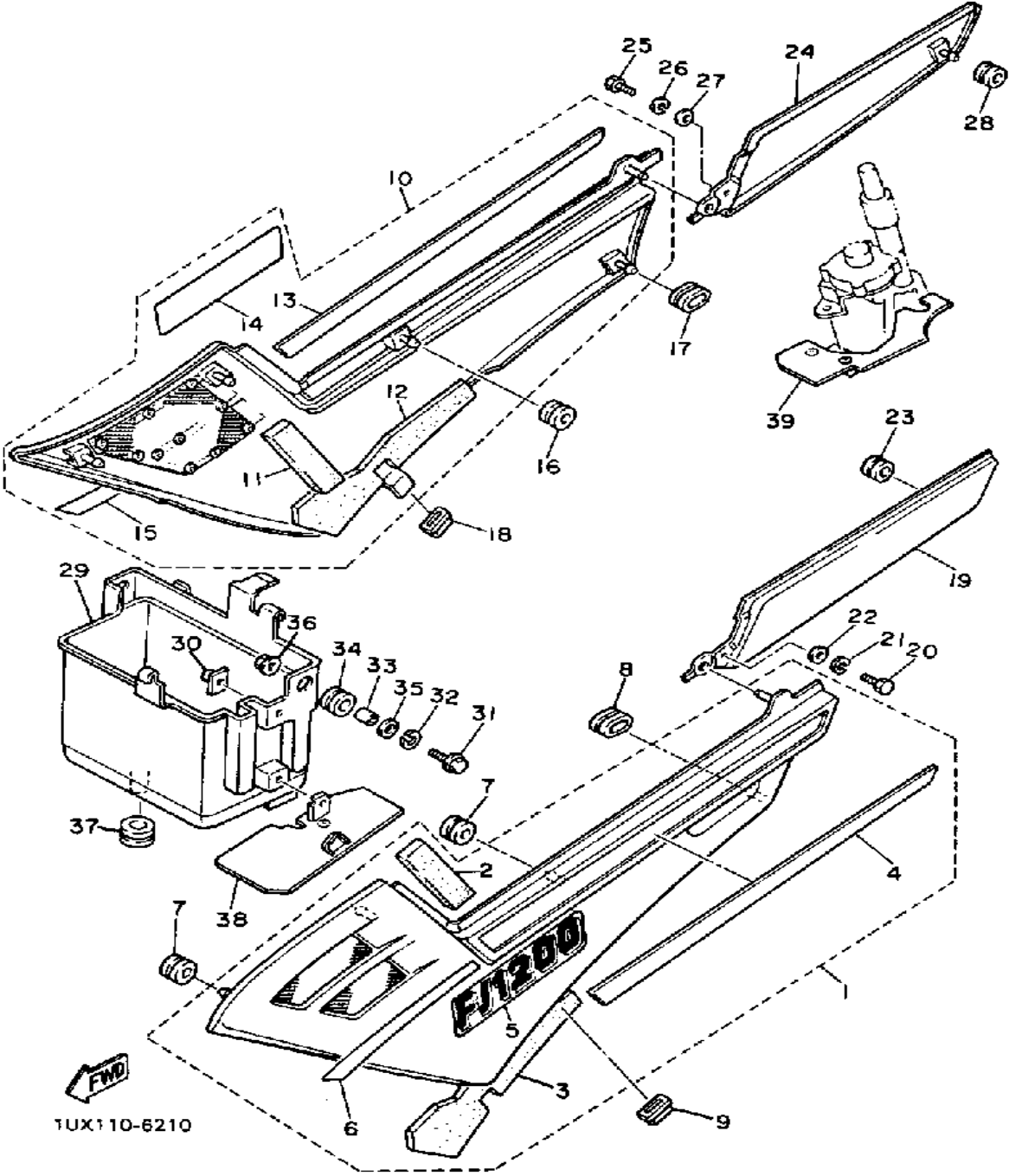
# SIDE COVER



| Ref. No. | Part Number       | Description               | Qty | Remarks                |
|----------|-------------------|---------------------------|-----|------------------------|
| 1        | 1WJ-Y2171-01-7X   | UNAVAILABLE IN PRICE BOOK | 1   | SILKY WHT/ PASSION RED |
| 2        | 36Y-21735-00-00   | . SEAL 2                  | 1   |                        |
| 3        | 36Y-21746-01-00   | . DAMPER                  | 1   |                        |
| 4        | (1WJ-2171L-00-00) | MOLD, SIDE COVER 1        | 1   |                        |
| 5        | 1WJ-2173E-10-00   | . GRAPHIC                 | 1   |                        |
| 6        | 36Y-2173F-00-00   | . GRAPHIC 2               | 1   |                        |
| 7        | 90480-01401-00    | GROMMET                   | 3   |                        |
| 8        | 90480-13398-00    | GROMMET                   | 1   |                        |
| 9        | 90480-01390-00    | GROMMET                   | 1   |                        |
| 10       | 1WJ-Y2172-01-7X   | UNAVAILABLE IN PRICE BOOK | 1   | SILKY WHT/ PASSION RED |
| 11       | 36Y-21735-00-00   | . SEAL 2                  | 1   |                        |
| 12       | 36Y-21747-01-00   | . DAMPER                  | 1   |                        |
| 13       | (1WJ-2171M-00-00) | MOLD, SIDE COVER 2        | 1   |                        |
| 14       | 1WJ-2173E-10-00   | . GRAPHIC                 | 1   |                        |
| 15       | 36Y-2174G-00-00   | . GRAPHIC 3               | 1   |                        |
| 16       | 90480-01401-00    | GROMMET                   | 3   |                        |
| 17       | 90480-13398-00    | GROMMET                   | 1   |                        |
| 18       | 90480-01390-00    | GROMMET                   | 1   |                        |
| 19       | 36Y-21731-00-AJ   | COVER, SIDE 3             | 1   | PASSION RED            |
| 20       | 97313-06016-00    | BOLT, HEXAGON             | 1   |                        |
| 21       | 92995-06100-00    | WASHER, SPRING            | 1   |                        |
| 22       | 90201-062G3-00    | WASHER, PLATE             | 1   |                        |
| 23       | 90480-13163-00    | GROMMET                   | 1   |                        |
| 24       | 36Y-21741-00-AJ   | COVER, SIDE 4             | 1   | PASSION RED            |
| 25       | 97313-06016-00    | BOLT, HEXAGON             | 1   |                        |
| 26       | 92995-06100-00    | WASHER, SPRING            | 1   |                        |
| 27       | 90201-062G3-00    | WASHER, PLATE             | 1   |                        |

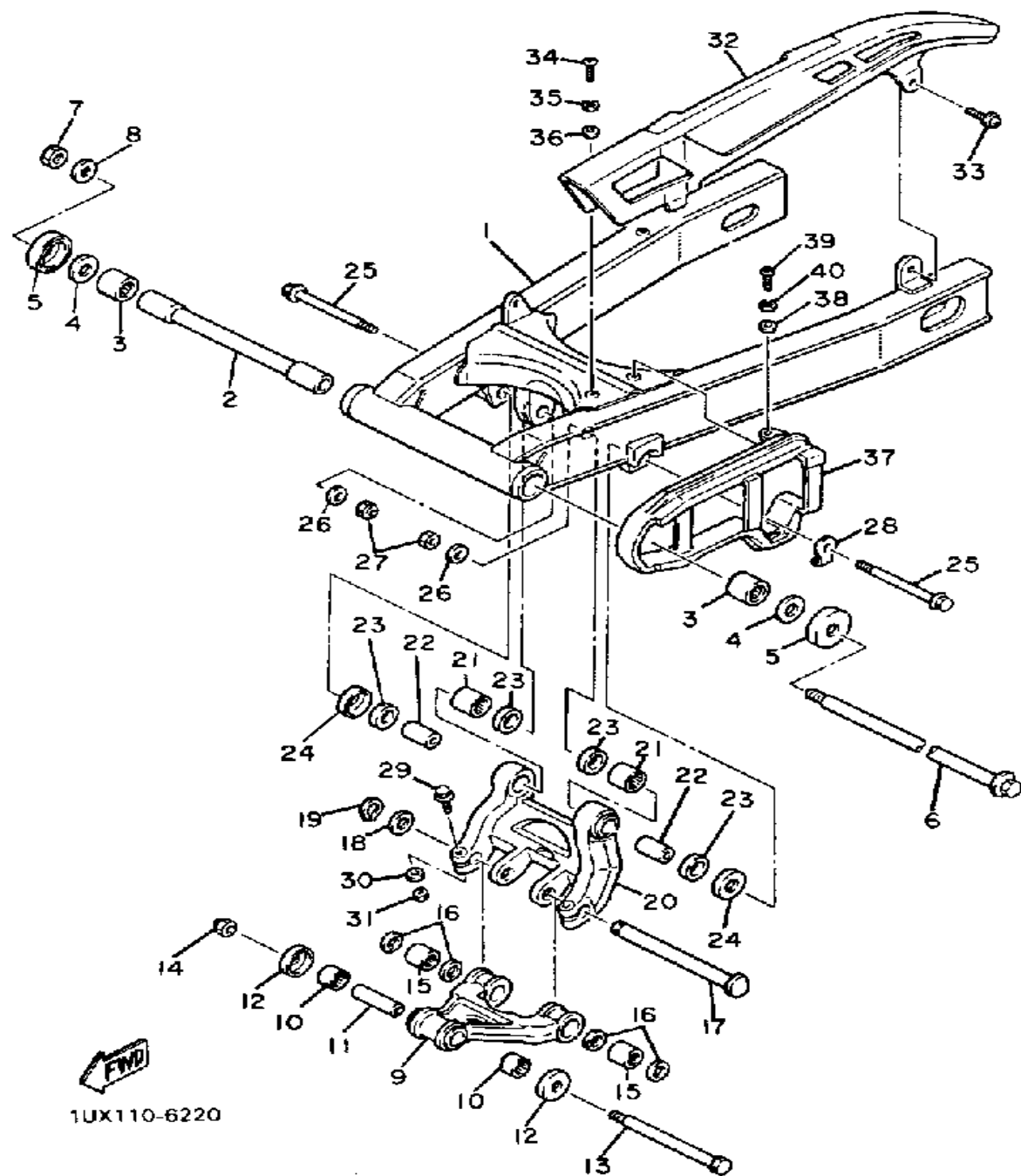
CONTINUED ON NEXT FRAME ►

# SIDE COVER



| Ref. No. | Part Number       | Description                       | Qty | Remarks |
|----------|-------------------|-----------------------------------|-----|---------|
| 28       | 90480-13163-00    | GROMMET                           | 1   |         |
| 29       | 36Y-21245-00-00   | BOX                               | 1   |         |
| 30       | 31A-14477-00-00   | PLATE                             | 2   |         |
| 31       | 97011-06020-00    | BOLT                              | 2   |         |
| 32       | 92995-06100-00    | WASHER, SPRING                    | 2   |         |
| 33       | 90387-060A7-00    | COLLAR                            | 2   |         |
| 34       | 90480-16233-00    | GROMMET                           | 2   |         |
| 35       | 90201-06407-00    | WASHER, PLATE<br>(90201-06747-00) | 2   |         |
| 36       | 95311-06600-00    | NUT                               | 2   |         |
| 37       | 90480-23192-00    | GROMMET                           | 1   |         |
| 38       | (36Y-2172G-00-00) | UNAVAILABLE IN PRICE BOOK         | 1   |         |
| 39       | (36Y-2172H-00-00) | PANEL 1                           | 1   |         |

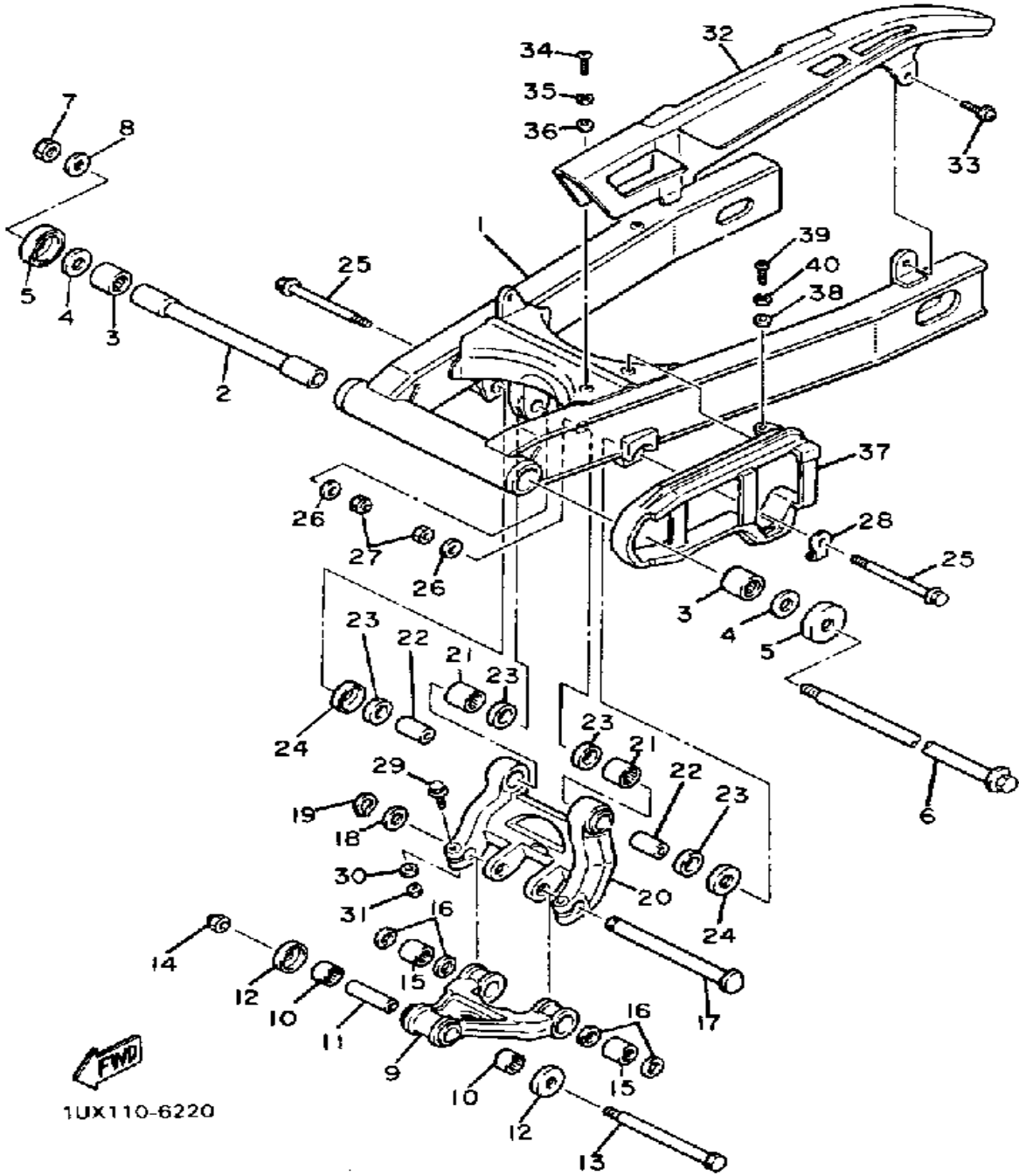
# SWING ARM



| Ref. No. | Part Number       | Description                   | Qty | Remarks |
|----------|-------------------|-------------------------------|-----|---------|
| 1        | 36Y-22110-00-00   | REAR ARM .....                | 1   |         |
| 2        | 36Y-22184-00-00   | BUSH .....                    | 1   |         |
| 3        | 93317-42550-00    | BEARING .....                 | 2   |         |
| 4        | 36Y-22127-00-00   | SHIM .....                    | 2   |         |
| 5        | 36Y-22128-00-00   | COVER, THRUST 1 .....         | 2   |         |
| 6        | 36Y-22141-00-00   | SHAFT, PIVOT .....            | 1   |         |
| 7        | 90185-14070-00    | NUT, SELF-LOCKING .....       | 1   |         |
| 8        | 90201-142M6-00    | WASHER, PLATE .....           | 1   |         |
| 9        | (1AE-2217A-00-00) | ARM, RELAY .....              | 1   |         |
| 10       | 93315-21813-00    | BEARING .....                 | 2   |         |
| 11       | 90387-123M4-00    | COLLAR .....                  | 1   |         |
| 12       | 36Y-22129-00-00   | COVER, THRUST 2 .....         | 2   |         |
| 13       | 90101-12605-00    | BOLT .....                    | 1   |         |
| 14       | 95611-12100-00    | NUT, U .....                  | 1   |         |
| 15       | 93315-31841-00    | BEARING, CYLINDER.# 5 ....    | 2   |         |
| 16       | 93110-18017-00    | OIL SEAL, SWO-TYPE .....      | 4   |         |
| 17       | 1AE-22121-00-00   | SHAFT 1 .....                 | 1   |         |
| 18       | 90201-187H4-00    | WASHER, plate .....           | 1   |         |
| 19       | 99009-18400-00    | CIRCLIP .....                 | 1   |         |
| 20       | 1AE-2217M-00-00   | ARM 1 .....                   | 1   |         |
| 21       | 93315-22045-00    | BEARING, CYLINDER.# 5 ....    | 2   |         |
| 22       | 90387-123M3-00    | COLLAR .....                  | 2   |         |
| 23       | 93109-20029-00    | OIL SEAL, SDO-TYPE .....      | 4   |         |
| 24       | 1AE-22129-00-00   | COVER, THRUST 2 .....         | 2   |         |
| 25       | 90105-12309-00    | BOLT, WASHER BASED .....      | 2   |         |
| 26       | 90201-126A7-00    | WASHER, PLATE .....           | 2   |         |
| 27       | 95611-12100-00    | NUT, U .....                  | 2   |         |
| 28       | 1TX-22156-00-00   | WASHER, PLATE .....           | 1   |         |
| 29       | 95811-06045-00    | BOLT, flange (95812-06045-00) | 2   |         |

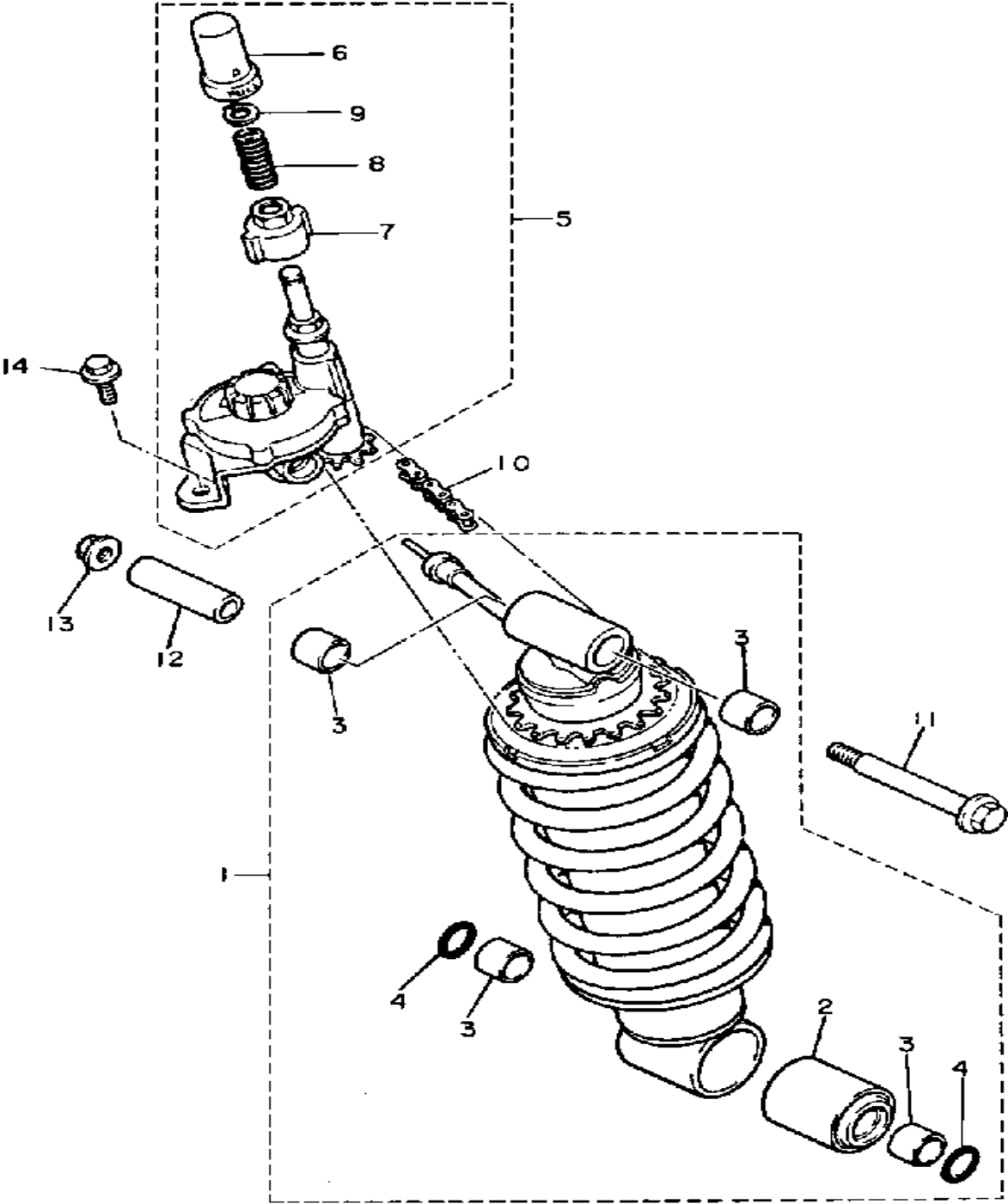
CONTINUED ON NEXT FRAME ►

# SWING ARM



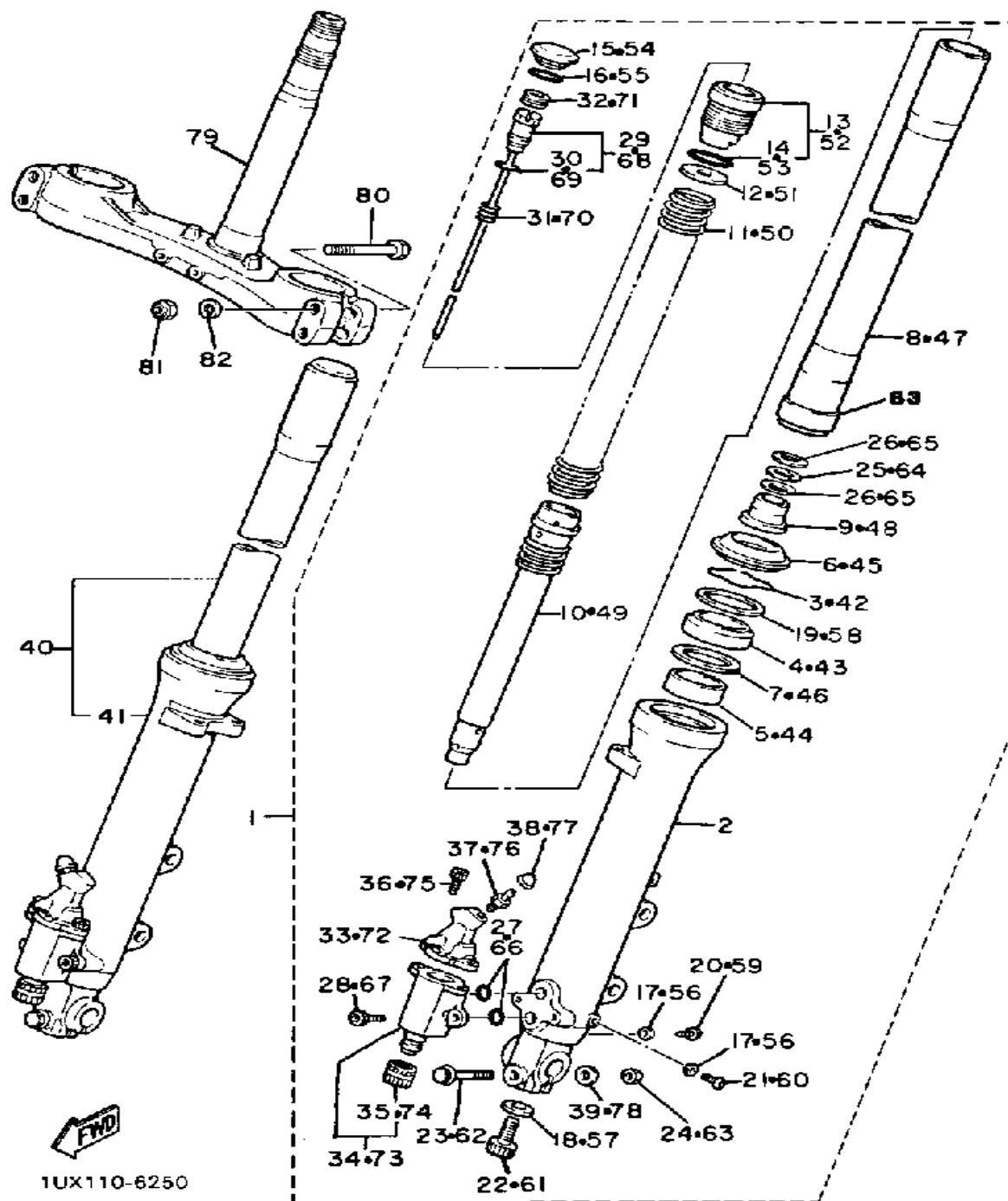
| Ref. No. | Part Number     | Description        | Qty | Remarks |
|----------|-----------------|--------------------|-----|---------|
| 30       | 90201-061A5-00  | WASHER, PLATE      | 2   |         |
| 31       | 95611-06100-00  | NUT, u             | 2   |         |
| 32       | 36Y-22311-00-00 | CASE, CHAIN        | 1   |         |
| 33       | 90159-06084-00  | SCREW, WITH WASHER | 1   |         |
| 34       | 98580-06020-00  | SCREW              | 1   |         |
| 35       | 92995-06100-00  | WASHER, SPRING     | 1   |         |
| 36       | 90201-06067-00  | WASHER, PLATE      | 1   |         |
| 37       | 36Y-22151-01-00 | SEAL, GUARD        | 1   |         |
| 38       | 90201-06067-00  | WASHER, PLATE      | 1   |         |
| 39       | 98580-06020-00  | SCREW              | 1   |         |
| 40       | 92995-06100-00  | WASHER, SPRING     | 1   |         |

# REAR SHOCKS



| Ref. No. | Part Number     | Description                          | Qty | Remarks |
|----------|-----------------|--------------------------------------|-----|---------|
| 1        | 36Y-22210-10-00 | SHK/ABS ASSEMBLY, REARASSEMBLY, REAR | 1   |         |
| 2        | 36Y-22226-00-00 | . BUSH, SHOCK ABS LWR                | 1   |         |
| 3        | 90384-18157-00  | . BUSH, BIMETAL FORMED               | 4   |         |
| 4        | 93210-18322-00  | . O-RING                             | 2   |         |
| 5        | 36Y-22460-02-00 | CONTROL PANEL ASSEMBLY               | 1   |         |
| 6        | 36Y-22936-00-00 | . COVER, DUST                        | 1   |         |
| 7        | 36Y-22913-00-00 | . COVER, HEAD                        | 1   |         |
| 8        | 90501-061A3-00  | . SPRING, COMPRESSION                | 1   |         |
| 9        | 99080-05600-00  | . CIRCLIP                            | 1   |         |
| 10       | 36Y-22269-00-00 | CHAIN                                | 1   |         |
| 11       | 90105-10250-00  | BOLT, WASHER BASED                   | 1   |         |
| 12       | 90387-124H0-00  | COLLAR                               | 1   |         |
| 13       | 95601-10200-00  | NUT, SELF-LOCKING                    | 1   |         |
| 14       | 95023-08020-00  | BOLT                                 | 2   |         |

# FRONT FORK



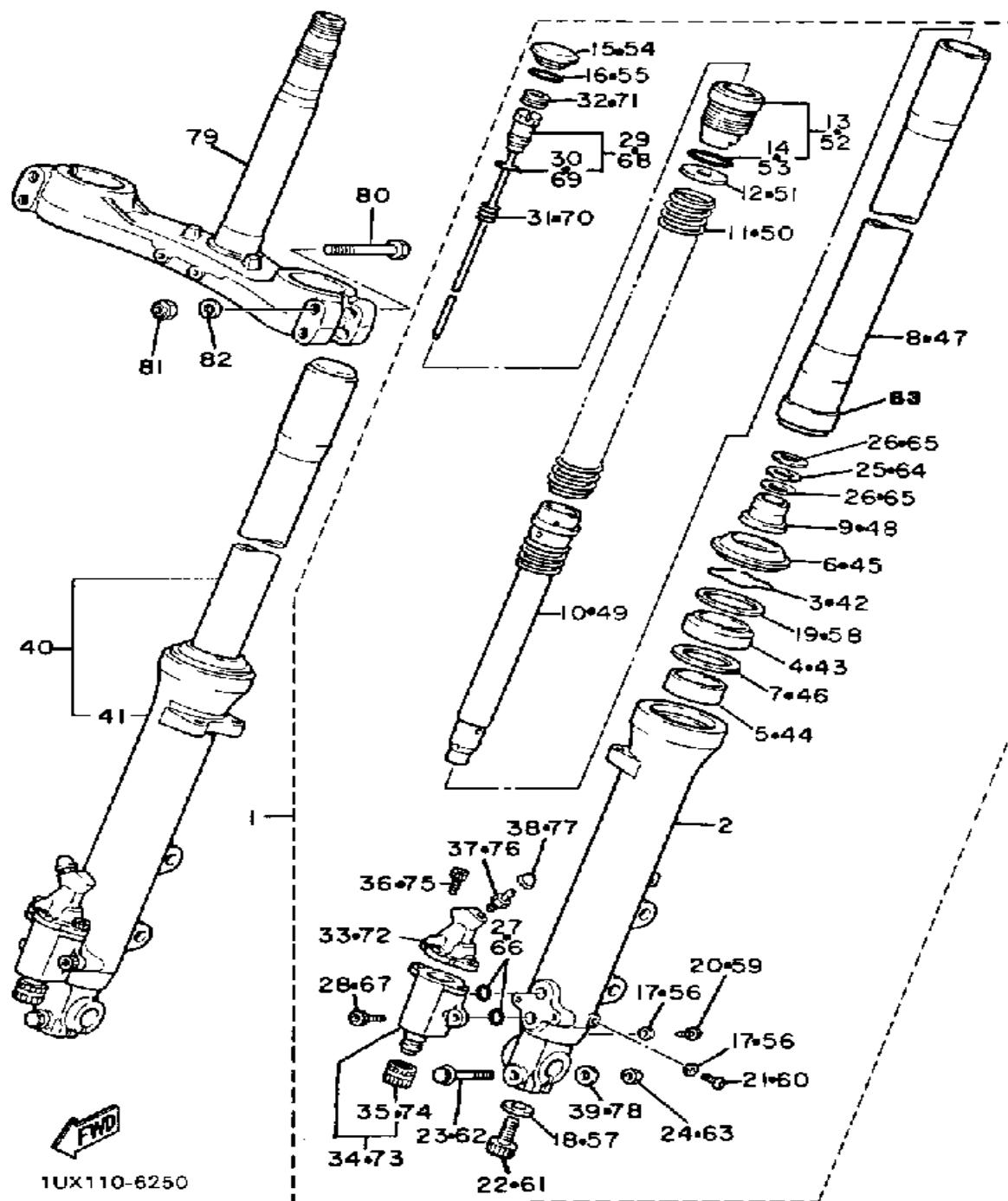
1UX110-6250

| Ref. No. | Part Number     | Description                               | Qty | Remarks |
|----------|-----------------|---|-----|---------|
| 1        | 36Y-23102-11-00 | FRONT FORK ASSEMBLY L (LH) (36Y-23102-10) | 1   |         |
| 2        | 36Y-23126-00-00 | . TUBE, OUTER 1                           | 1   |         |
| 3        | 26H-23156-00-00 | . CLIP, OIL SEAL                          | 1   |         |
| 4        | 3LC-23145-00-00 | . OIL SEAL                                | 1   |         |
| 5        | 3JD-23125-L0-00 | . METAL, SLIDE 1 (3LC-23125-00-00)        | 1   |         |
| 6        | 3LC-23144-00-00 | . SEAL, DUST                              | 1   |         |
| 7        | 36Y-23146-10-00 | . WASHER, OIL SEAL                        | 1   |         |
| 8        | 3CV-23110-00-00 | . INNER TUBE 1                            | 1   |         |
| 9        | 36Y-23173-00-00 | . SPINDLE, TAPER                          | 1   |         |
| 10       | 36Y-23170-00-00 | . CYLINDER, FRTRKFRONT FORK               | 1   |         |
| 11       | 36Y-23141-10-00 | . SPRING, FR FRK HARD                     | 1   |         |
| 12       | 36Y-23149-00-00 | . WASHER, SPRING UPR                      | 1   |         |
| 13       | 36Y-2319U-00-00 | . CAP                                     | 1   |         |
| 14       | 36Y-23147-00-00 | . O-RING                                  | 1   |         |
| 15       | 36Y-2319W-00-00 | . CAP                                     | 1   |         |
| 16       | 36Y-23114-00-00 | . GASKET                                  | 1   |         |
| 17       | 122-23129-00-00 | . GASKET, DRAIN PLUG                      | 2   |         |
| 18       | 4V4-23158-L0-00 | . GASKET                                  | 1   |         |
| 19       | 36Y-23137-00-00 | . GASKET, UPPER CVR 1UPPER COVER 1        | 1   |         |
| 20       | 1TX-23181-00-00 | . BOLT, HEX SCKT HEAD                     | 1   |         |
| 21       | 4H7-23119-00-00 | . PLUG, DRAIN - (122-23119-01)            | 1   |         |
| 22       | 4V4-23181-L0-00 | . BOLT, HEXAGON SOCKET HEAD               | 1   |         |
| 23       | 36Y-23128-00-00 | . BOLT, AXLE HOLDER                       | 1   |         |
| 24       | 95611-08100-00  | . NUT, U                                  | 1   |         |
| 25       | 36Y-2319L-00-00 | . WASHER                                  | 1   |         |

CONTINUED ON NEXT FRAME ➤



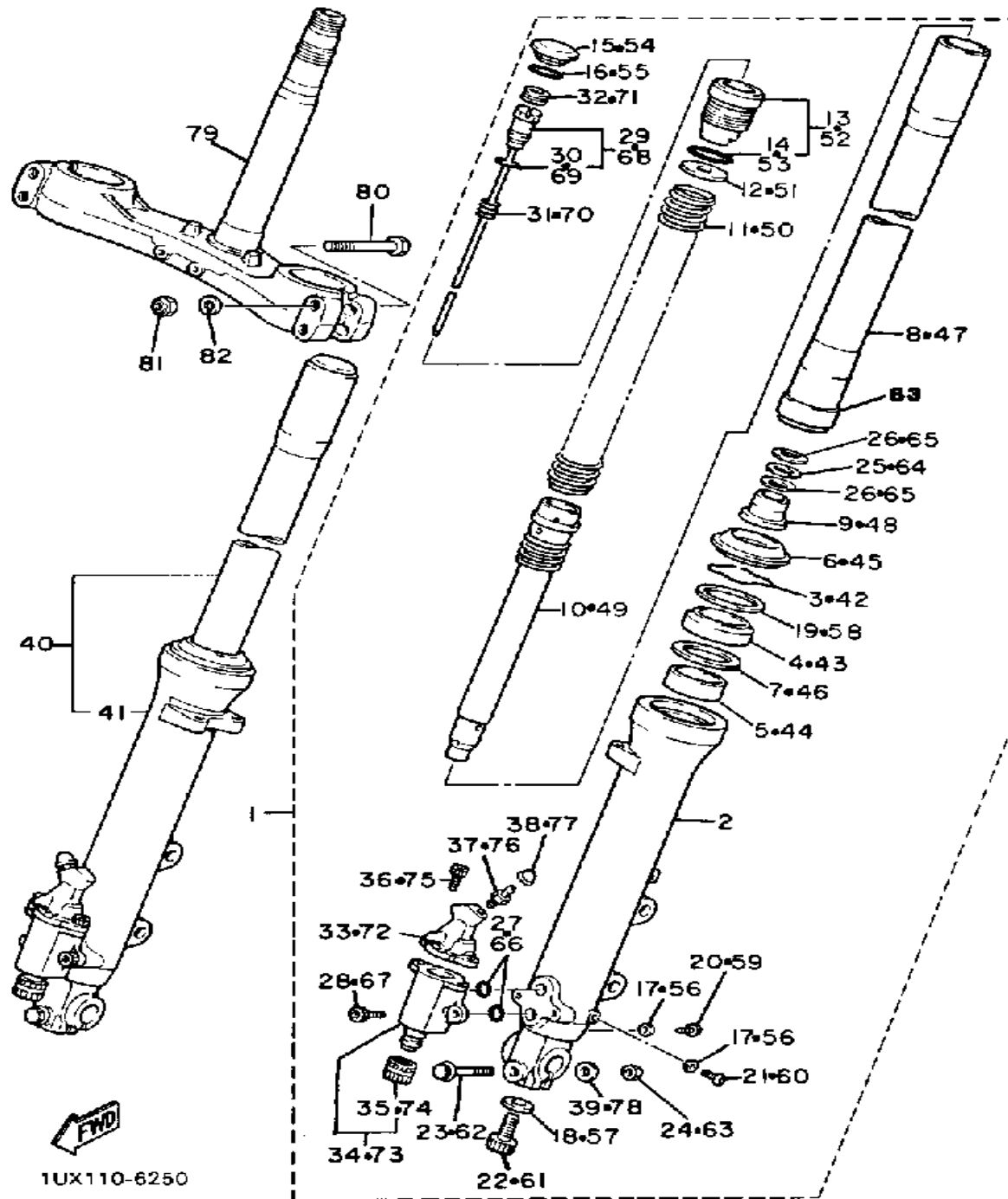
# FRONT FORK



| Ref. No. | Part Number     | Description                                  | Qty | Remarks |
|----------|-----------------|--|-----|---------|
| 26       | 36Y-2319M-00-00 | . SPRING, VALVE                              | 2   |         |
| 27       | 22N-23147-00-00 | . O-RING                                     | 2   |         |
| 28       | 22N-23346-00-00 | . BOLT 1                                     | 2   |         |
| 29       | 36Y-2330G-00-00 | . ROD  | 1   |         |
| 30       | 36Y-23147-10-00 | . O-RING                                     | 1   |         |
| 31       | 36Y-23152-00-00 | . SPRING, SUB                                | 1   |         |
| 32       | 36Y-23357-00-00 | . NUT  | 1   |         |
| 33       | 36Y-2319F-00-00 | . BRAKE PLNGR ASSEMBLY<br>1ASSEMBLY 1        | 1   |         |
| 34       | 36Y-2319E-00-00 | . DAMPER PISTON<br>ASSEMBLYASSY              | 1   |         |
| 35       | 36Y-23184-00-00 | . CAP, AIR VALVE                             | 1   |         |
| 36       | 22N-23356-00-00 | . BOLT 2                                     | 2   |         |
| 37       | 1TX-2319V-00-00 | . BREATHER, AIR<br>(26H-2319V-00-00)         | 1   |         |
| 38       | 26H-2319W-00-00 | . CAP  | 1   |         |
| 39       | 92901-08600-00  | . WASHER                                     | 1   |         |
| 40       | 36Y-23103-11-00 | FRONT FORK ASSEMBLY R<br>(RH) (36Y-23103-10) | 1   |         |
| 41       | 36Y-23136-00-00 | . TUBE, OUTER 2                              | 1   |         |
| 42       | 26H-23156-00-00 | . CLIP, OIL SEAL                             | 1   |         |
| 43       | 3LC-23145-00-00 | . OIL SEAL                                   | 1   |         |
| 44       | 3JD-23125-L0-00 | . METAL, SLIDE 1<br>(3LC-23125-00-00)        | 1   |         |
| 45       | 3LC-23144-00-00 | . SEAL, DUST                                 | 1   |         |
| 46       | 36Y-23146-10-00 | . WASHER, OIL SEAL                           | 1   |         |
| 47       | 3CV-23110-00-00 | . INNER TUBE 1                               | 1   |         |
| 48       | 36Y-23173-00-00 | . SPINDLE, TAPER                             | 1   |         |
| 49       | 36Y-23170-00-00 | . CYLINDER, FRTFRKFRONT<br>FORK              | 1   |         |
| 50       | 36Y-23141-10-00 | . SPRING, FR FRK HARD                        | 1   |         |

CONTINUED ON NEXT FRAME ➤

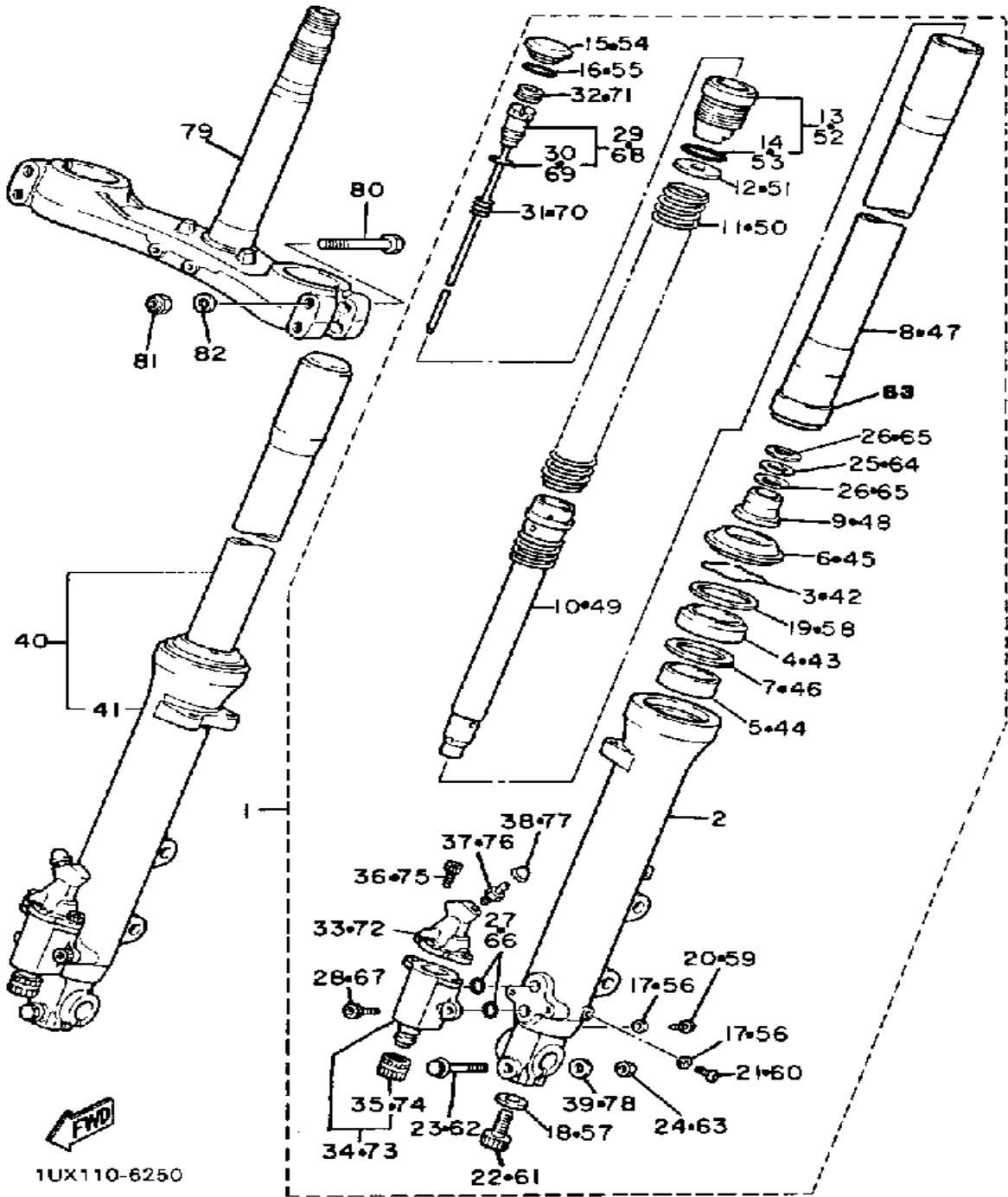
# FRONT FORK



| Ref. No. | Part Number                        | Description                           | Qty    | Remarks |
|----------|------------------------------------|---------------------------------------|--------|---------|
| 51       | 36Y-23149-00-00                    | . WASHER, SPRING UPR                  | 1      |         |
| 52       | 36Y-2319U-00-00                    | . CAP                                 | 1      |         |
| 53       | 36Y-23147-00-00                    | . O-RING                              | 1      |         |
| 54       | 36Y-2319W-00-00                    | . CAP                                 | 1      |         |
| 55       | 36Y-23114-00-00                    | . GASKET                              | 1      |         |
| 56       | 122-23129-00-00                    | . GASKET, DRAIN PLUG                  | 2      |         |
| 57       | 4V4-23158-L0-00                    | . GASKET                              | 1      |         |
| 58       | 36Y-23137-00-00                    | . GASKET, UPPER CVR<br>1UPPER COVER 1 | 1      |         |
| 59       | 1TX-23181-00-00                    | . BOLT, HEX SCKT HEAD                 | 1      |         |
| 60       | 4H7-23119-00-00                    | . PLUG, DRAIN - (122-23119-01)        | 1      |         |
| 61       | 4V4-23181-L0-00                    | . BOLT, HEXAGON SOCKET<br>HEAD        | 1      |         |
| 62       | 36Y-23128-00-00                    | . BOLT, AXLE HOLDER                   | 1      |         |
| 63       | 95611-08100-00                     | . NUT, U                              | 1      |         |
| 64       | 36Y-2319L-00-00<br>36Y-2319M-00-00 | . WASHER<br>. SPRING, VALVE           | 1<br>2 |         |
| 65       | 36Y-2319M-00-00                    | . SPRING, VALVE                       | 2      |         |
| 66       | 22N-23147-00-00                    | . O-RING                              | 2      |         |
| 67       | 22N-23346-00-00                    | . BOLT 1                              | 2      |         |
| 68       | 36Y-2330G-00-00                    | . ROD                                 | 1      |         |
| 69       | 36Y-23147-10-00                    | . O-RING                              | 1      |         |
| 70       | 36Y-23152-00-00                    | . SPRING, SUB                         | 1      |         |
| 71       | 36Y-23357-00-00                    | . NUT                                 | 1      |         |
| 72       | 36Y-2319G-00-00                    | . BRAKE PLUNGER<br>ASSEMBLY2ASSY 2    | 1      |         |
| 73       | 36Y-2319E-00-00                    | . DAMPER PISTON<br>ASSEMBLYASSY       | 1      |         |
| 74       | 36Y-23184-00-00                    | . CAP, AIR VALVE                      | 1      |         |
| 75       | 22N-23356-00-00                    | . BOLT 2                              | 2      |         |

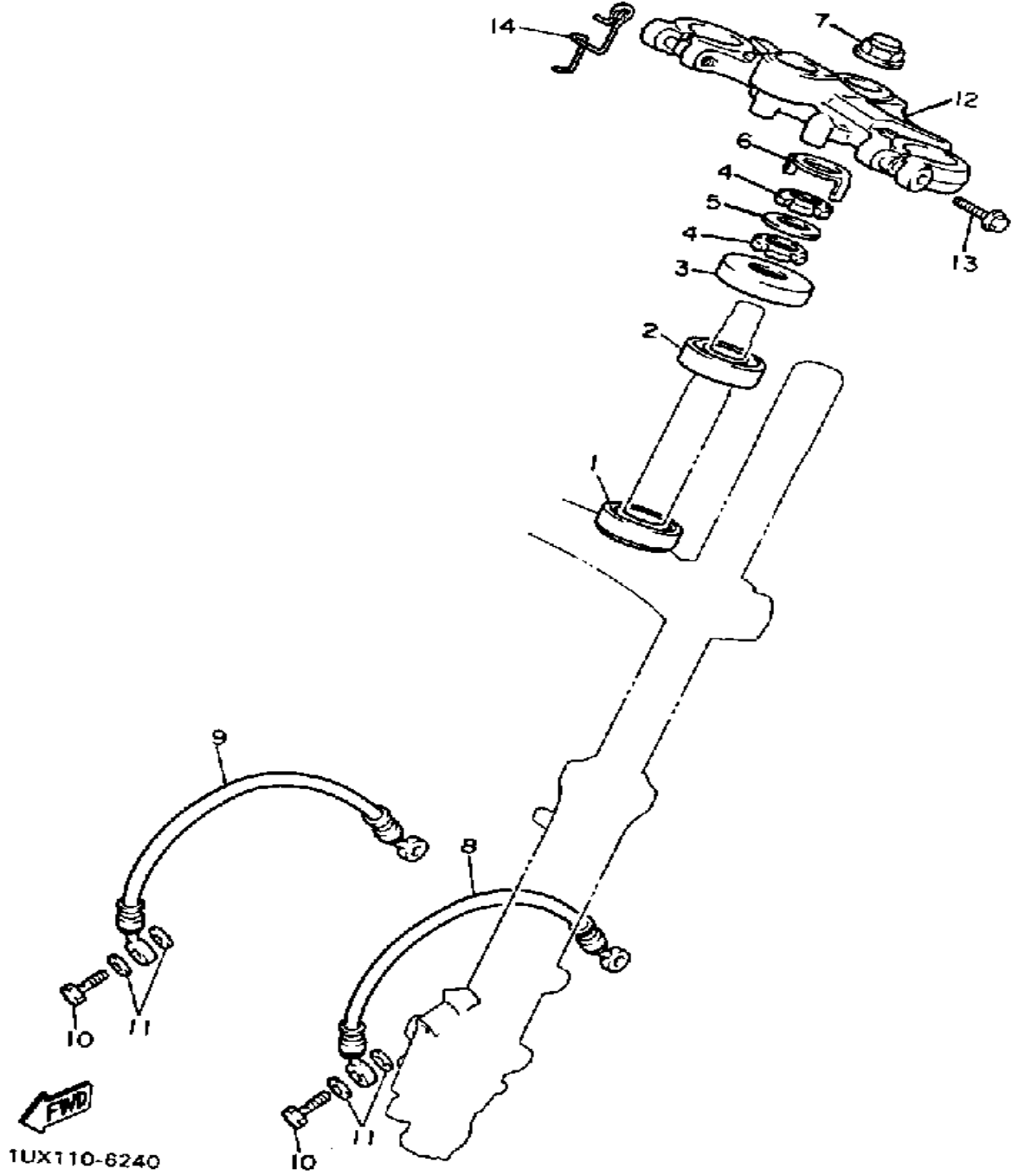
CONTINUED ON NEXT FRAME ►

# FRONT FORK



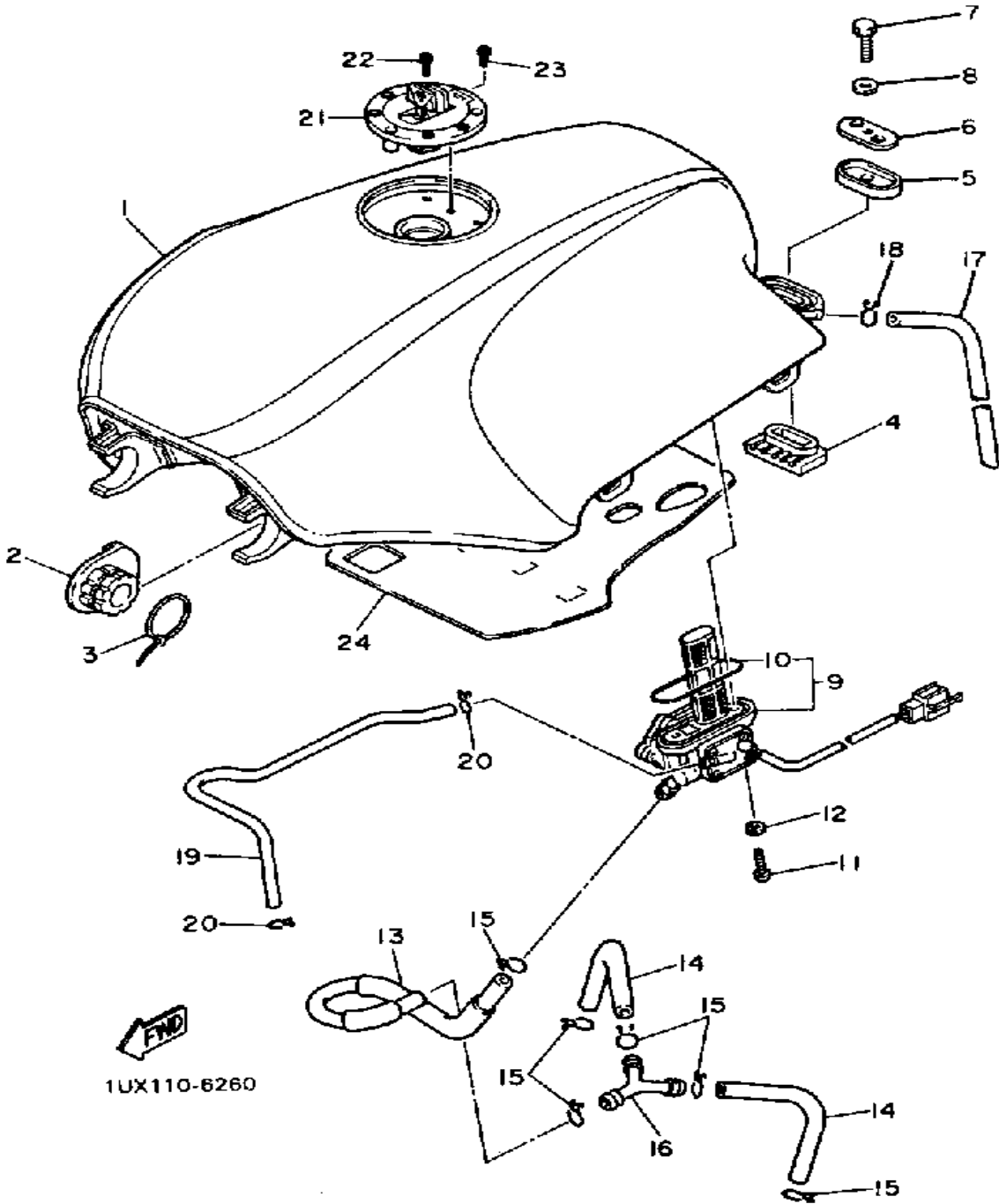
| Ref. No. | Part Number     | Description                       | Qty | Remarks |
|----------|-----------------|-----------------------------------|-----|---------|
| 76       | 1TX-2319V-00-00 | . BREATHER, AIR (26H-2319V-00-00) | 1   |         |
| 77       | 26H-2319W-00-00 | . CAP                             | 1   |         |
| 78       | 92901-08600-00  | . WASHER                          | 1   |         |
| 79       | 36Y-23340-00-00 | UNDER BRACKET                     | 1   |         |
| 80       | 36Y-23346-00-00 | BOLT 1                            | 4   |         |
| 81       | 95611-08100-00  | NUT, U                            | 4   |         |
| 82       | 92901-08600-00  | WASHER                            | 4   |         |
| 83       | 36Y-23171-00-00 | PISTON, FRONT FORK                | 2   |         |

# STEERING



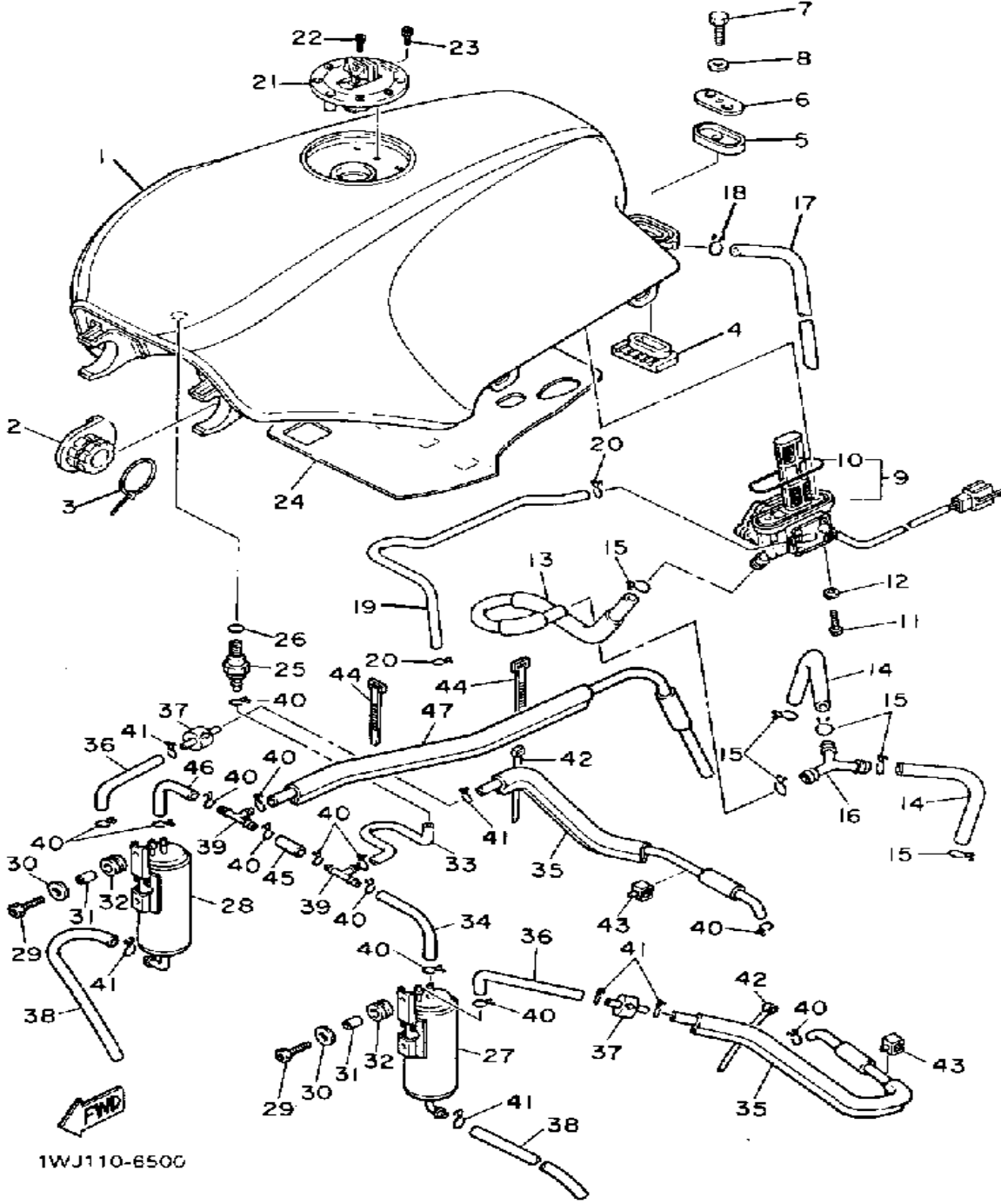
| Ref. No. | Part Number     | Description              | Qty | Remarks |
|----------|-----------------|--------------------------|-----|---------|
| 1        | 93332-00008-00  | BEARING .....            | 1   |         |
| 2        | 93332-00001-00  | BEARING .....            | 1   |         |
| 3        | 1J7-23415-00-00 | COVER, BALL RACE 1 ..... | 1   |         |
| 4        | 90179-25033-00  | NUT .....                | 2   |         |
| 5        | 90202-26142-00  | WASHER, PLATE .....      | 1   |         |
| 6        | 26H-23418-01-00 | WASHER, SPECIAL .....    | 1   |         |
| 7        | 90179-22455-00  | NUT, SPEC'L SHAPE .....  | 1   |         |
| 8        | 31A-25874-01-00 | HOSE, BRAKE .....        | 1   |         |
| 9        | 31A-25874-01-00 | HOSE, BRAKE .....        | 1   |         |
| 10       | 90401-10096-00  | BOLT, UNION .....        | 2   |         |
| 11       | 90201-10118-00  | WASHER, PLATE .....      | 4   |         |
| 12       | 47M-23435-00-00 | CROWN, HANDLE .....      | 1   |         |
| 13       | 95026-08045-00  | BOLT, FLANGE .....       | 2   |         |
| 14       | 1TX-23317-00-00 | HOLDER, CABLE .....      | 1   |         |

# FUEL TANK (FJ1200T)



| Ref. No. | Part Number     | Description                                  | Qty | Remarks                     |
|----------|-----------------|--|-----|-----------------------------|
| 1        | 1TX-24110-00-01 | FUEL TANK .....                              | 1   | SILKY WHITE/<br>PASSION RED |
| 2        | 36Y-24181-01-00 | DAMPER, LOCATING 1 .....                     | 2   |                             |
| 3        | 5Y9-12491-00-00 | CLAMP 1 .....                                | 2   |                             |
| 4        | 36Y-24182-00-00 | DAMPER, LOCATING 2 .....                     | 2   |                             |
| 5        | 3Y6-24183-00-00 | DAMPER, LOCATING 3 .....                     | 2   |                             |
| 6        | 36Y-24186-00-00 | WASHER, SPECIAL .....                        | 2   |                             |
| 7        | 97026-06030-00  | BOLT .....                                   | 2   |                             |
| 8        | 92906-06600-00  | WASHER .....                                 | 2   |                             |
| 9        | 1TX-24500-01-00 | FUEL COCK ASSEMBLY 1<br>(1TX-24500-00) ..... | 1   |                             |
| 10       | 2G2-24512-00-00 | . GASKET .....                               | 1   |                             |
| 11       | 90149-06008-00  | SCREW .....                                  | 2   |                             |
| 12       | 90202-05187-00  | WASHER, PLATE .....                          | 2   |                             |
| 13       | 36Y-24312-00-00 | PIPE 2 .....                                 | 1   |                             |
| 14       | 36Y-24311-00-00 | PIPE, FUEL 1 .....                           | 2   |                             |
| 15       | 90467-12052-00  | CLIP .....                                   | 6   |                             |
| 16       | 36Y-24376-00-00 | PIPE, JOINT 1 .....                          | 1   |                             |
| 17       | 90445-105G5-00  | HOSE .....                                   | 1   |                             |
| 18       | 90467-09006-00  | CLIP .....                                   | 1   |                             |
| 19       | 1TX-24313-00-00 | PIPE 3 .....                                 | 1   |                             |
| 20       | 90467-08021-00  | CLIP .....                                   | 2   |                             |
| 21       | 1JK-24602-13-00 | CAP ASSEMBLY .....                           | 1   |                             |
| 22       | 90110-05112-00  | BOLT, HEXAGON SOCKET<br>HEAD .....           | 3   |                             |
| 23       | 91311-05010-00  | BOLT, SOCKET HEAD .....                      | 1   |                             |
| 24       | 3CV-24125-00-00 | SEAL, AIR SHROUD 1 .....                     | 1   |                             |

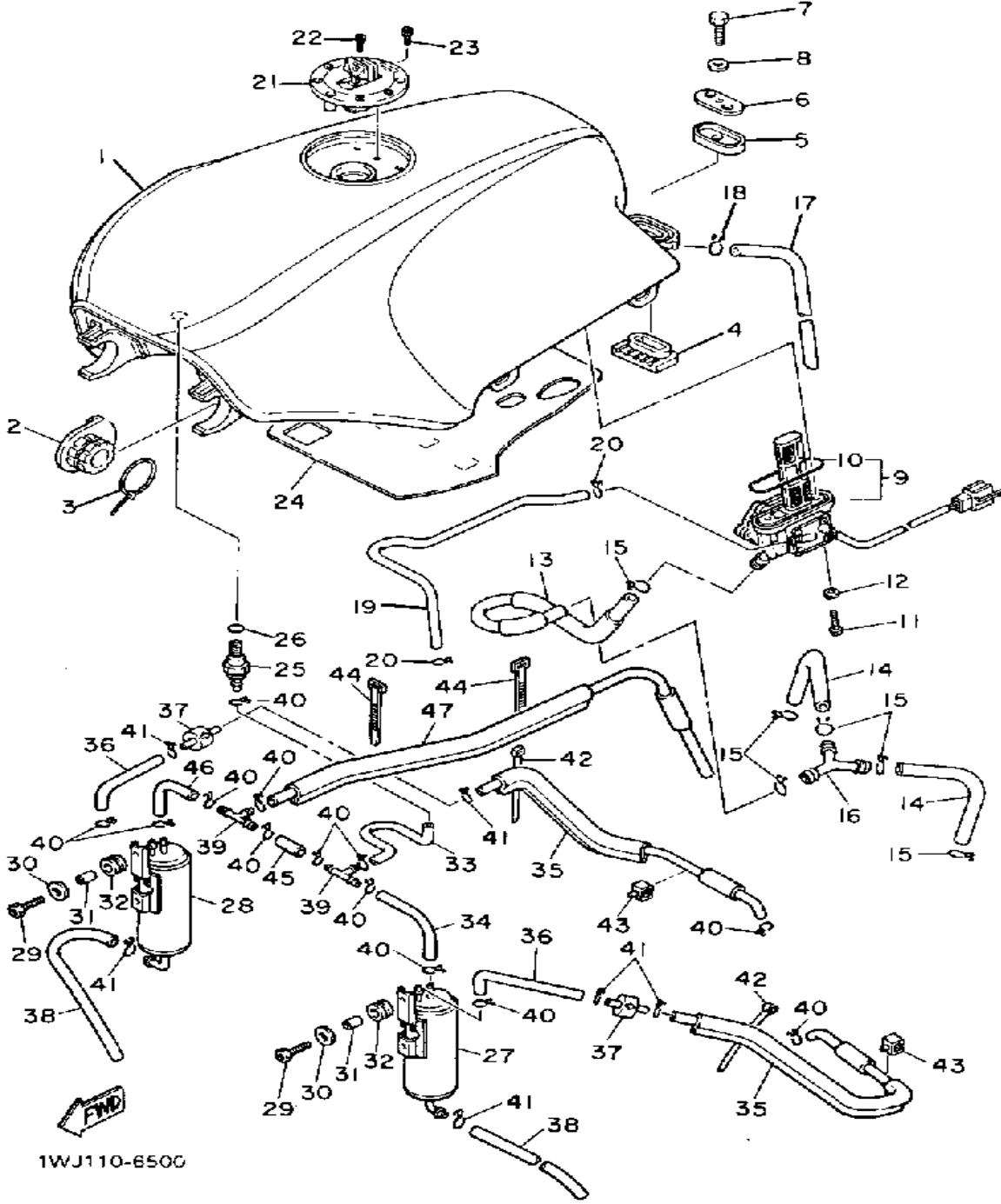
# FUEL TANK (FJ1200TC)



| Ref. No. | Part Number     | Description                               | Qty | Remarks                  |
|----------|-----------------|---|-----|--------------------------|
| 1        | 1WJ-24110-00-01 | FUEL TANK .....                           | 1   | SILKKY WHITE/PASSION RED |
| 2        | 36Y-24181-01-00 | DAMPER, LOCATING 1 .....                  | 2   |                          |
| 3        | 5Y9-12491-00-00 | CLAMP 1 .....                             | 2   |                          |
| 4        | 36Y-24182-00-00 | DAMPER, LOCATING 2 .....                  | 2   |                          |
| 5        | 3Y6-24183-00-00 | DAMPER, LOCATING 3 .....                  | 2   |                          |
| 6        | 36Y-24186-00-00 | WASHER, SPECIAL .....                     | 1   |                          |
| 7        | 97026-06030-00  | BOLT .....                                | 2   |                          |
| 8        | 92906-06600-00  | WASHER .....                              | 2   |                          |
| 9        | 1TX-24500-01-00 | FUEL COCK ASSEMBLY 1 (1TX-24500-00) ..... | 1   |                          |
| 10       | 2G2-24512-00-00 | . GASKET .....                            | 1   |                          |
| 11       | 90149-06008-00  | SCREW .....                               | 2   |                          |
| 12       | 90202-05187-00  | WASHER, PLATE .....                       | 2   |                          |
| 13       | 36Y-24312-00-00 | PIPE 2 .....                              | 1   |                          |
| 14       | 36Y-24311-00-00 | PIPE, FUEL 1 .....                        | 2   |                          |
| 15       | 90467-12052-00  | CLIP .....                                | 6   |                          |
| 16       | 36Y-24376-00-00 | PIPE, JOINT 1 .....                       | 1   |                          |
| 17       | 90445-105G5-00  | HOSE .....                                | 1   |                          |
| 18       | 90467-09006-00  | CLIP .....                                | 1   |                          |
| 19       | 1TX-24313-00-00 | PIPE 3 .....                              | 1   |                          |
| 20       | 90467-08021-00  | CLIP .....                                | 2   |                          |
| 21       | 1LJ-24602-03-00 | CAP ASSEMBLY .....                        | 1   |                          |
| 22       | 90110-05112-00  | BOLT, HEXAGON SOCKET HEAD .....           | 3   |                          |
| 23       | 91311-05010-00  | BOLT, SOCKET HEAD .....                   | 1   |                          |
| 24       | 3CV-24125-00-00 | SEAL, AIR SHROUD 1 .....                  | 1   |                          |
| 25       | 20K-24180-00-00 | ROLL OVER VALVE ASSEMBLY .....            | 1   |                          |
| 26       | 93210-10166-00  | O-RING .....                              | 1   |                          |

CONTINUED ON NEXT FRAME ►

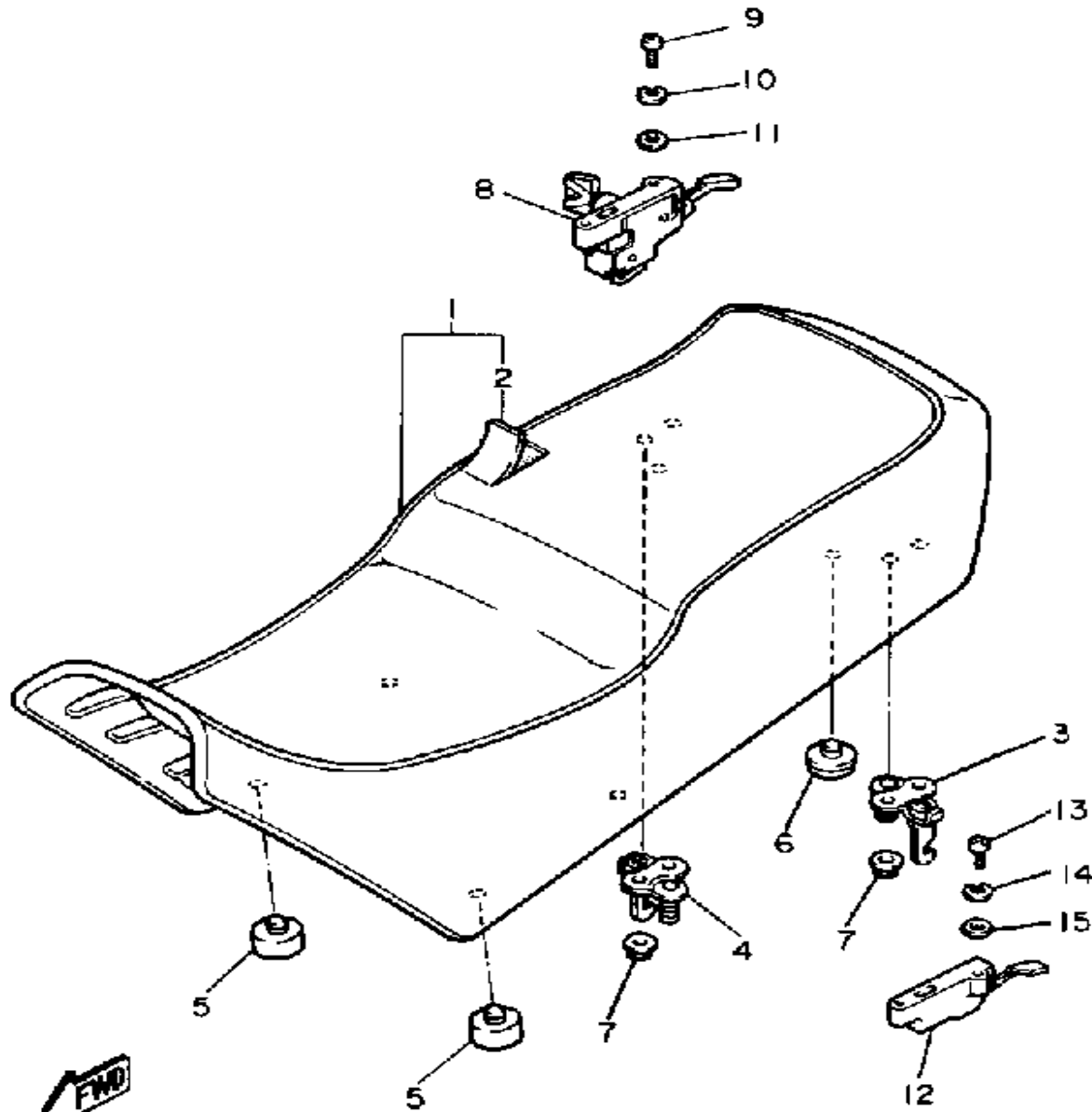
# FUEL TANK (FJ1200TC)



1WJ110-6500

| Ref. No. | Part Number       | Description                     | Qty | Remarks |
|----------|-------------------|---------------------------------|-----|---------|
| 27       | (1WJ-24170-00-00) | UNAVAILABLE IN PRICE BOOK       | 1   |         |
| 28       | 1WJ-24170-50-00   | CANISTER ASSEMBLY .....         | 1   |         |
| 29       | 91316-06016-00    | BOLT, SOCKET HEAD .....         | 4   |         |
| 30       | 90201-063J2-00    | WASHER, PLATE .....             | 4   |         |
| 31       | 90387-060G7-00    | COLLAR .....                    | 4   |         |
| 32       | 90480-12529-00    | GROMMET .....                   | 4   |         |
| 33       | 47M-24311-00-00   | PIPE, FUEL 1 .....              | 1   |         |
| 34       | (90445-115A5-00)  | HOSE .....                      | 1   |         |
| 35       | (1WJ-24312-00-00) | PIPE 2 .....                    | 2   |         |
| 36       | 1W-J2431-30-0-    | UNAVAILABLE IN PRICE BOOK       | 2   |         |
| 37       | 1WJ-14895-00-00   | VALVE, OUTER VENT CONTROL ..... | 2   |         |
| 38       | 90-44511-2A-50    | UNAVAILABLE IN PRICE BOOK       | 2   |         |
| 39       | 3H3-24376-00-00   | PIPE, JOINT 1 .....             | 2   |         |
| 40       | 90467-09006-00    | CLIP .....                      | 13  |         |
| 41       | 90467-11106-00    | CLIP .....                      | 6   |         |
| 42       | 90465-13169-00    | CLAMP .....                     | 2   |         |
| 43       | 90464-08020-00    | CLAMP .....                     | 2   |         |
| 44       | 437-83936-11-00   | BAND, SWITCH CORD .....         | 4   |         |
| 45       | 90445-11697-00    | HOSE .....                      | 1   |         |
| 46       | (90445-115E1-00)  | HOSE .....                      | 1   |         |
| 47       | 1WJ-14871-00-00   | PIPE 1 .....                    | 1   |         |

# SEAT

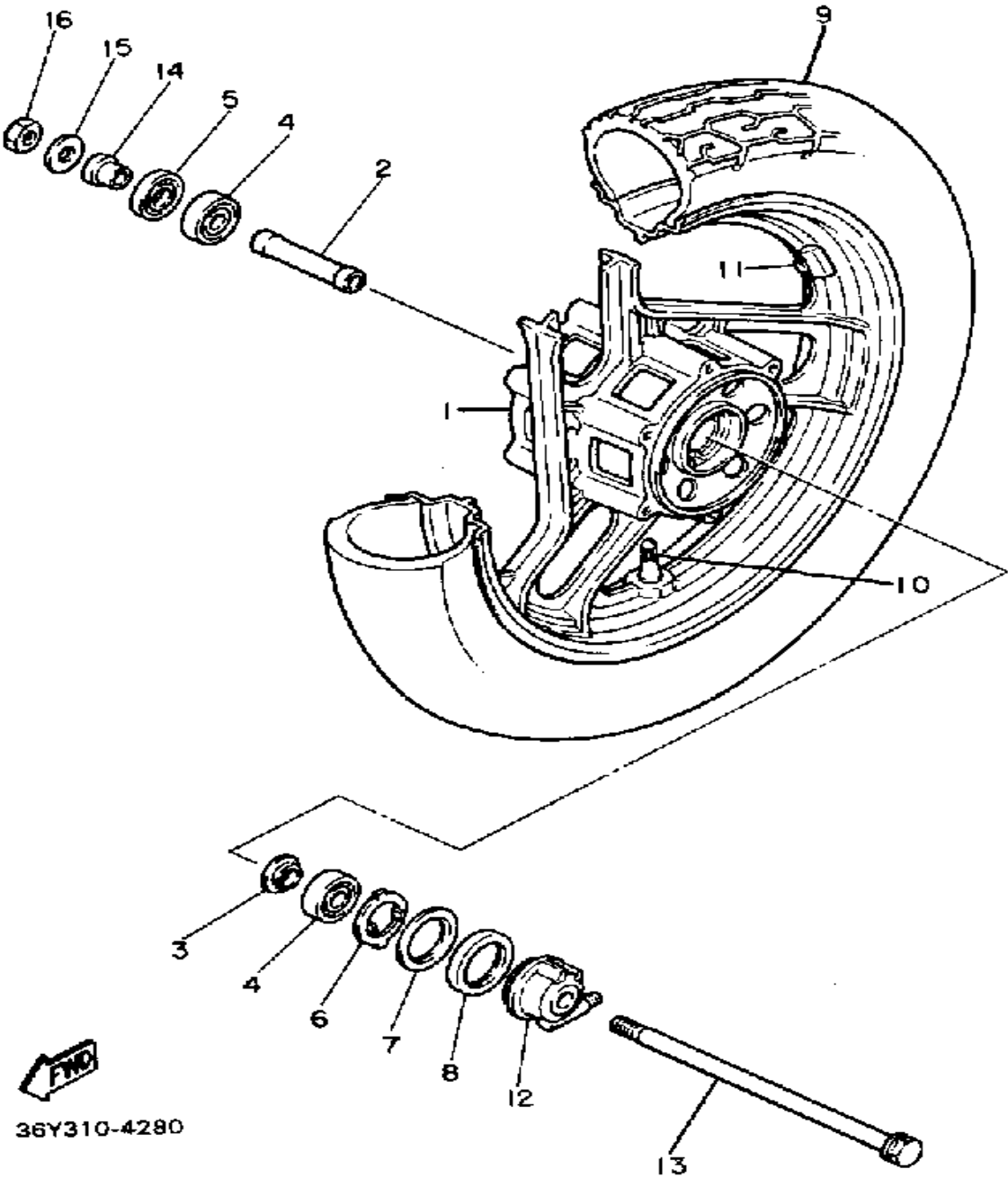


36Y310-4270

| Ref. No. | Part Number     | Description                         | Qty | Remarks |
|----------|-----------------|-------------------------------------|-----|---------|
| 1        | 3CV-24730-00-00 | DOUBLE SEAT ASSEMBLY ...            | 1   | BLACK   |
| 2        | 3CV-24731-40-00 | . COVER, DOUBLE SEAT .....          | 1   | BLACK   |
| 3        | 36Y-24728-00-00 | BRACKET, SEAT .....                 | 1   |         |
| 4        | 36Y-24738-00-00 | BRACKET, SEAT .....                 | 1   |         |
| 5        | 1T4-24741-00-00 | PAD, SEAT .....                     | 4   |         |
| 6        | 1L9-24741-00-00 | PAD, SEAT .....                     | 2   |         |
| 7        | 95701-06500-00  | NUT, FLANGE .....                   | 4   |         |
| 8        | 36Y-24705-00-00 | SEAT LOCK ASSEMBLY. ....            | 1   |         |
| 9        | 98503-06014-00  | SCREW, PAN HEAD (92502-06016) ..... | 2   |         |
| 10       | 92995-06100-00  | WASHER, SPRING .....                | 2   |         |
| 11       | 92990-06600-00  | WASHER, PLATE .....                 | 2   |         |
| 12       | 36Y-24760-00-00 | SEAT LEVER ASSEMBLY ....            | 1   |         |
| 13       | 98503-06014-00  | SCREW, PAN HEAD (92502-06016) ..... | 2   |         |
| 14       | 92995-06100-00  | WASHER, SPRING .....                | 2   |         |
| 15       | 92990-06600-00  | WASHER, PLATE .....                 | 2   |         |

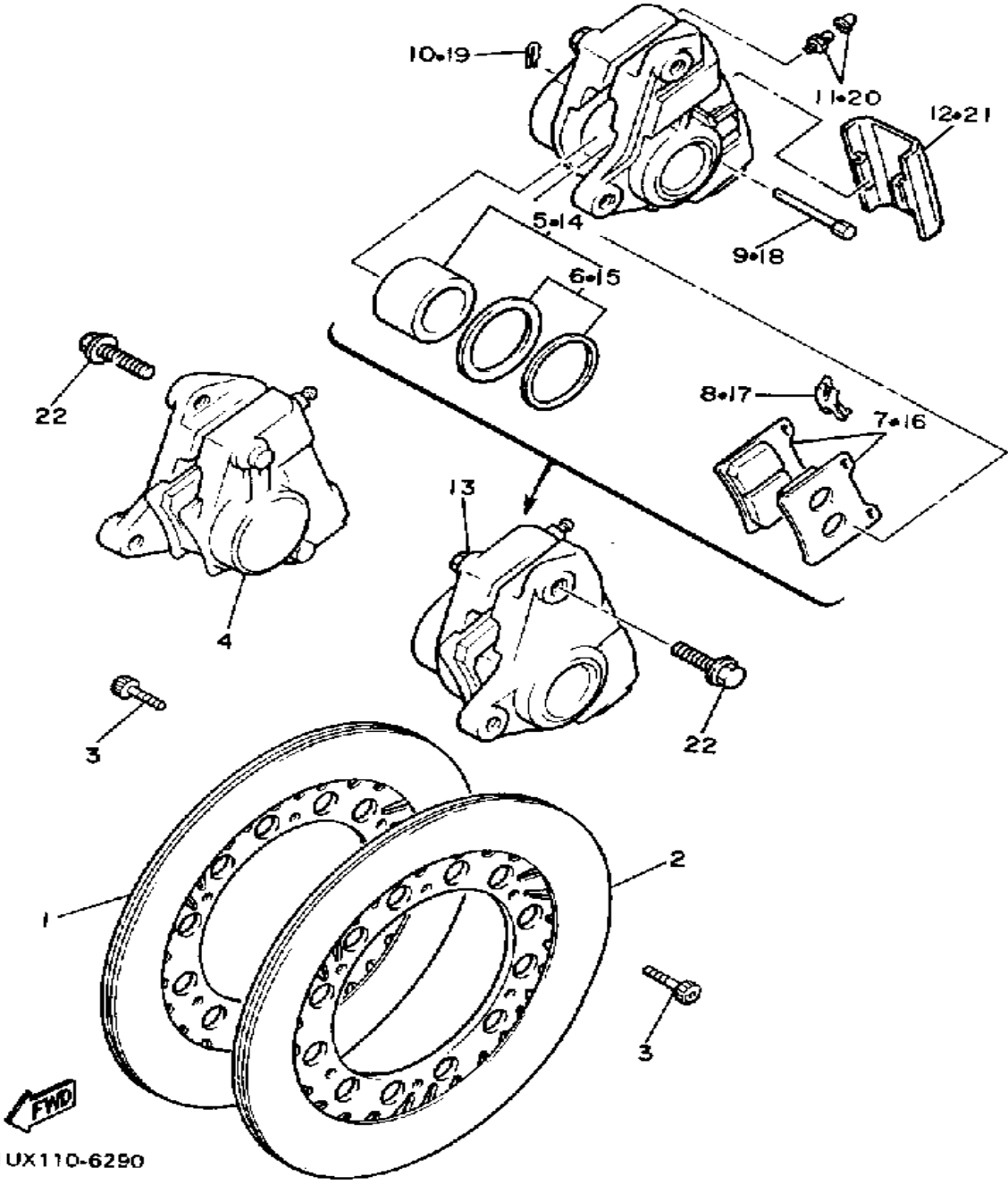


# FRONT WHEEL



| Ref. No. | Part Number     | Description                 | Qty | Remarks     |
|----------|-----------------|-----------------------------|-----|-------------|
| 1        | 36Y-25168-00-FH | WHEEL, CAST FRONT           | 1   | FIRE RED    |
| 2        | 90560-15255-00  | SPACER                      | 1   |             |
| 3        | 146-25115-00-00 | FLANGE, SPACER 1            | 1   |             |
| 4        | 93306-30202-00  | BEARING                     | 2   |             |
| 5        | 93102-22014-00  | OIL SEAL                    | 1   |             |
| 6        | 341-25149-00-00 | CLUTCH, METER               | 1   |             |
| 7        | 341-25846-00-00 | RETAINER, CLUTCH            | 1   |             |
| 8        | 93105-45017-00  | OIL SEAL                    | 1   |             |
| 9        | 94112-163J0-00  | 120/80V16 G533 BSV250 G533) | 1   | BRIDGESTONE |
| 10       | 93900-00030-00  | VALVE, RIM                  | 1   | BRIDGESTONE |
| 11       | 29L-25398-00-00 | BALANCER, WHEEL (10G)       | 1   | UN UN UN    |
| 12       | 3M5-25190-00-00 | GEAR UNIT ASSEMBLY          | 1   |             |
| 13       | 36Y-25181-00-00 | AXLE, WHEEL                 | 1   |             |
| 14       | 90387-15550-00  | COLLAR                      | 1   |             |
| 15       | 92990-14200-00  | WASHER, PLAIN               | 1   |             |
| 16       | 90185-14070-00  | NUT, SELF-LOCKING           | 1   |             |

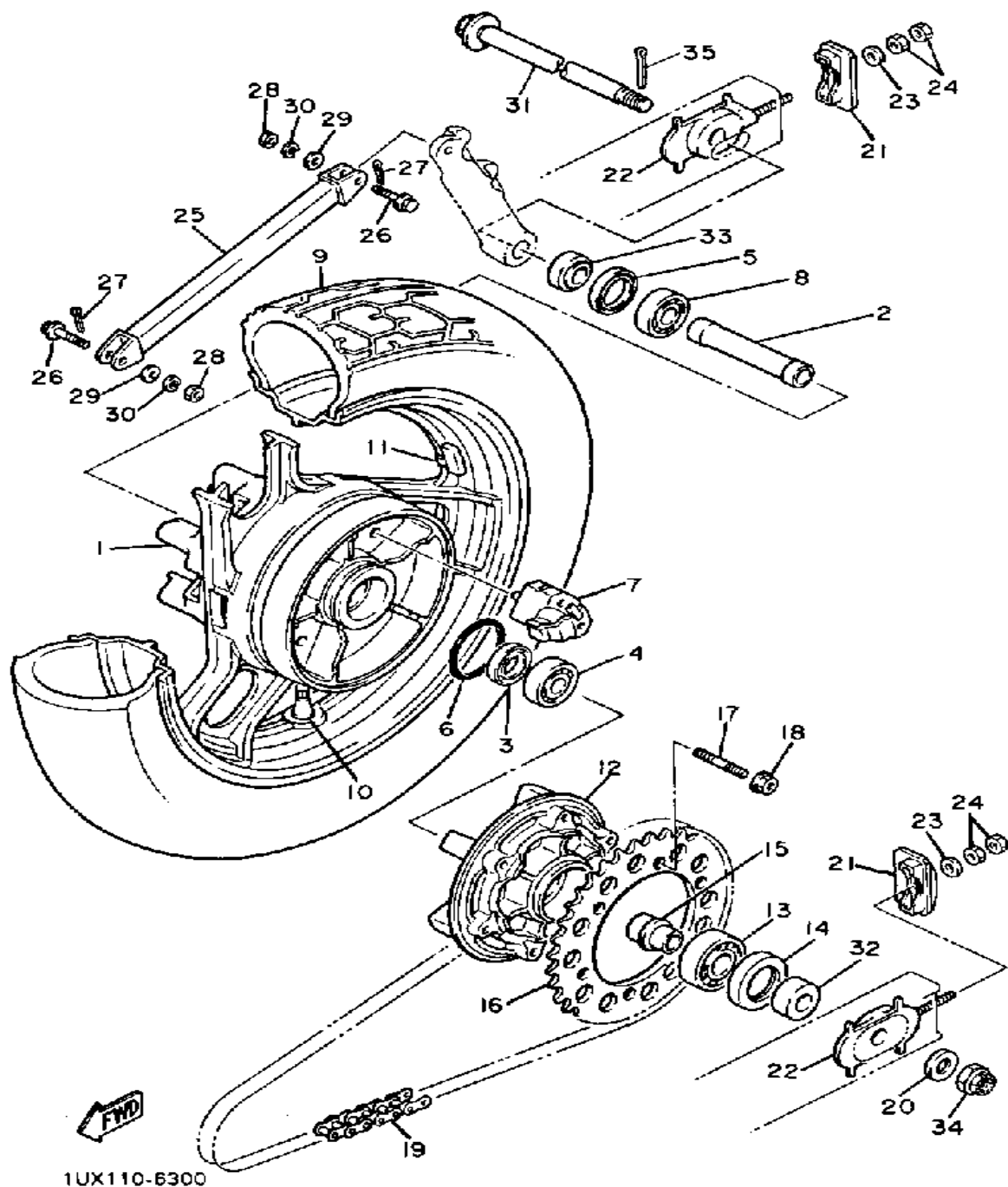
# FRONT BRAKE - CALIPER



1UX110-6290

| Ref. No. | Part Number       | Description                | Qty | Remarks |
|----------|-------------------|----------------------------|-----|---------|
| 1        | 36Y-25831-00-00   | DISC, BRAKE RH             | 1   |         |
| 2        | 36Y-25831-10-00   | DISC, BRAKE LH             | 1   |         |
| 3        | 90109-08718-00    | BOLT                       | 12  |         |
| 4        | (1FW-25810-00-00) | CALIPER ASSEMBLY           | 1   |         |
| 5        | 31A-W0057-00-00   | . PISTON ASSEMBLY, CALIPER | 1   |         |
| 6        | 31A-W0047-00-00   | .. CALIPER SEAL KIT        | 1   |         |
| 7        | 26H-W0045-11-00   | . BRAKE PAD KIT            | 1   |         |
| 8        | 26H-25919-00-00   | . SUPPORT, PAD             | 1   |         |
| 9        | 3HE-25924-00-00   | . PIN, PAD                 | 2   |         |
| 10       | 3HE-25925-00-00   | . CLIP                     | 2   |         |
| 11       | 1J3-W0048-00-00   | . BLEED SCREW KIT          | 1   |         |
| 12       | 41Y-25836-00-00   | . COVER, DUST              | 1   |         |
| 13       | (1FW-25810-10-00) | CALIPER ASSEMBLY           | 1   |         |
| 14       | 31A-W0057-00-00   | . PISTON ASSEMBLY, CALIPER | 1   |         |
| 15       | 31A-W0047-00-00   | .. CALIPER SEAL KIT        | 1   |         |
| 16       | 26H-W0045-11-00   | . BRAKE PAD KIT            | 1   |         |
| 17       | 26H-25919-00-00   | . SUPPORT, PAD             | 1   |         |
| 18       | 3HE-25924-00-00   | . PIN, PAD                 | 2   |         |
| 19       | 3HE-25925-00-00   | . CLIP                     | 2   |         |
| 20       | 1J3-W0048-00-00   | . BLEED SCREW KIT          | 1   |         |
| 21       | 41Y-25836-00-00   | . COVER, DUST              | 1   |         |
| 22       | 90105-10638-00    | BOLT, WASHER BASED         | 4   |         |

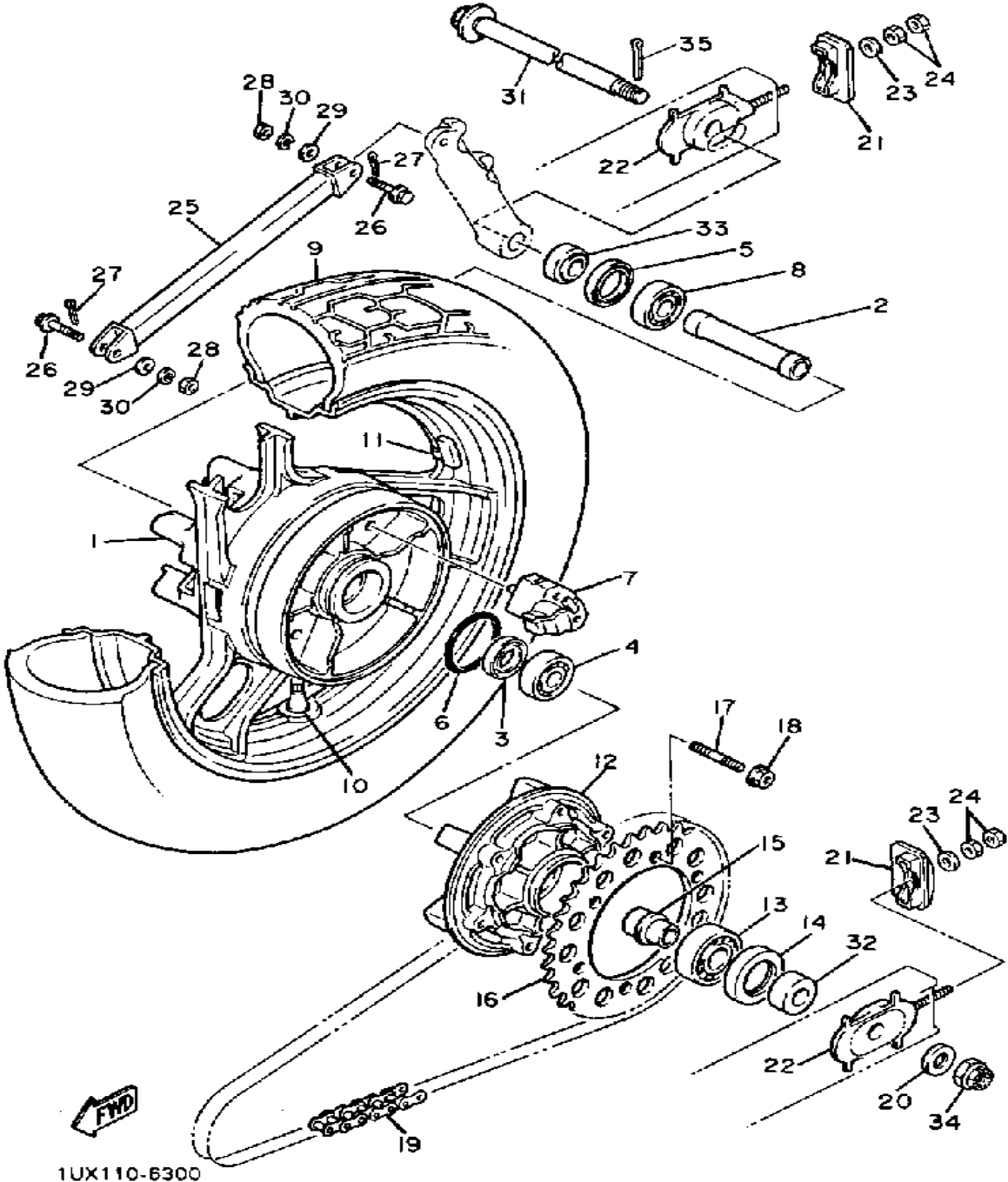
# REAR WHEEL



| Ref. No. | Part Number     | Description                    | Qty | Remarks     |
|----------|-----------------|--------------------------------|-----|-------------|
| 1        | 136-Y2533-80-1F | UNAVAILABLE IN PRICE BOOK      | 1   | FIRE RED    |
| 2        | 90560-20254-00  | SPACER                         | 1   |             |
| 3        | 2H7-25315-00-00 | FLANGE, SPACER                 | 1   |             |
| 4        | 93306-30417-00  | BEARING (B6304ZZ)              | 1   |             |
| 5        | 93106-40027-00  | OIL SEAL                       | 1   |             |
| 6        | 93210-65752-00  | O-RING                         | 1   |             |
| 7        | 2GH-25364-00-00 | DAMPER                         | 5   |             |
| 8        | 93306-30416-00  | BEARING (B6304RS)              | 1   |             |
| 9        | 94115-166X2-00  | 150/80V16G534BSV250 G534)      | 1   | BRIDGESTONE |
| 10       | 93900-00030-00  | VALVE, RIM                     | 1   | BRIDGESTONE |
|          | 93900-00030-00  | VALVE, RIM                     | 1   | DUNLOP      |
| 11       | 29L-25398-00-00 | BALANCER, WHEEL (10G)          | 1   | UN          |
|          | 29L-25398-10-00 | BALANCER, WHEEL (20G)          | 1   | UN          |
|          | 29L-25398-20-00 | BALANCER, WHEEL (30G)          | 1   | UN          |
| 12       | 36Y-25366-01-00 | CLUTCH, HUB                    | 1   |             |
| 13       | 93306-30507-00  | BEARING                        | 1   |             |
| 14       | 93106-42026-00  | OIL SEAL                       | 1   |             |
| 15       | 36Y-25377-00-00 | COLLAR, WHEEL                  | 1   |             |
| 16       | 36Y-25441-21-00 | SPROCKET, DRVN 41TDRIVEN (41T) | 1   | YAMAHA BLK  |
| 17       | 90116-10485-00  | BOLT, STUD                     | 6   |             |
| 18       | 95601-10200-00  | NUT, SELF-LOCKING              | 6   |             |
| 19       | 94580-94110-00  | D1D50ZL-110LFJ12 0             | 1   |             |
| 20       | 90201-18264-00  | WASHER, PLATE                  | 1   |             |
| 21       | 36Y-25389-00-00 | PULLER, CHAIN 2                | 2   |             |
| 22       | 36Y-25388-01-00 | PULLER, CHAIN 1                | 2   |             |
| 23       | 92990-08200-00  | WASHER, PLAIN                  | 2   |             |
| 24       | 95333-08600-00  | NUT                            | 2   |             |
| 25       | 36Y-25371-00-00 | BAR, TENSION                   | 1   |             |

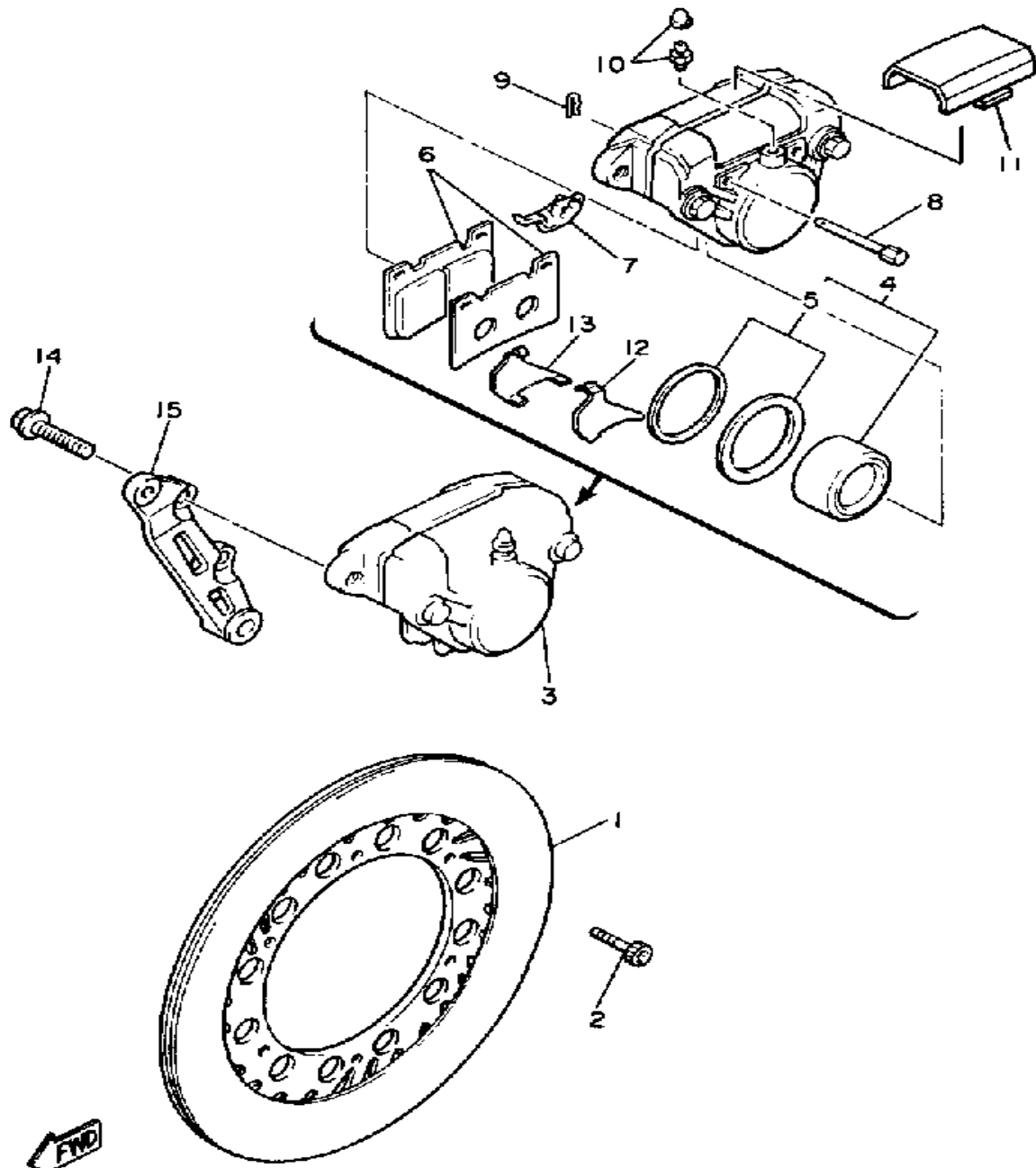
CONTINUED ON NEXT FRAME ►

# REAR WHEEL



| Ref. No. | Part Number     | Description        | Qty | Remarks |
|----------|-----------------|--------------------|-----|---------|
| 26       | 90105-08315-00  | BOLT, WASHER BASED | 2   |         |
| 27       | 91490-20020-00  | PIN, COTTER        | 2   |         |
| 28       | 95303-08700-00  | NUT                | 2   |         |
| 29       | 92901-08600-00  | WASHER             | 2   |         |
| 30       | 92990-08100-00  | WASHER             | 2   |         |
| 31       | 36Y-25381-00-00 | AXLE, WHEEL        | 1   |         |
| 32       | 90387-203U4-00  | COLLAR             | 1   |         |
| 33       | 90387-207N7-00  | COLLAR             | 1   |         |
| 34       | 90171-18043-00  | NUT, CASTLE        | 1   |         |
| 35       | 91401-40040-00  | PIN, COTTER        | 1   |         |

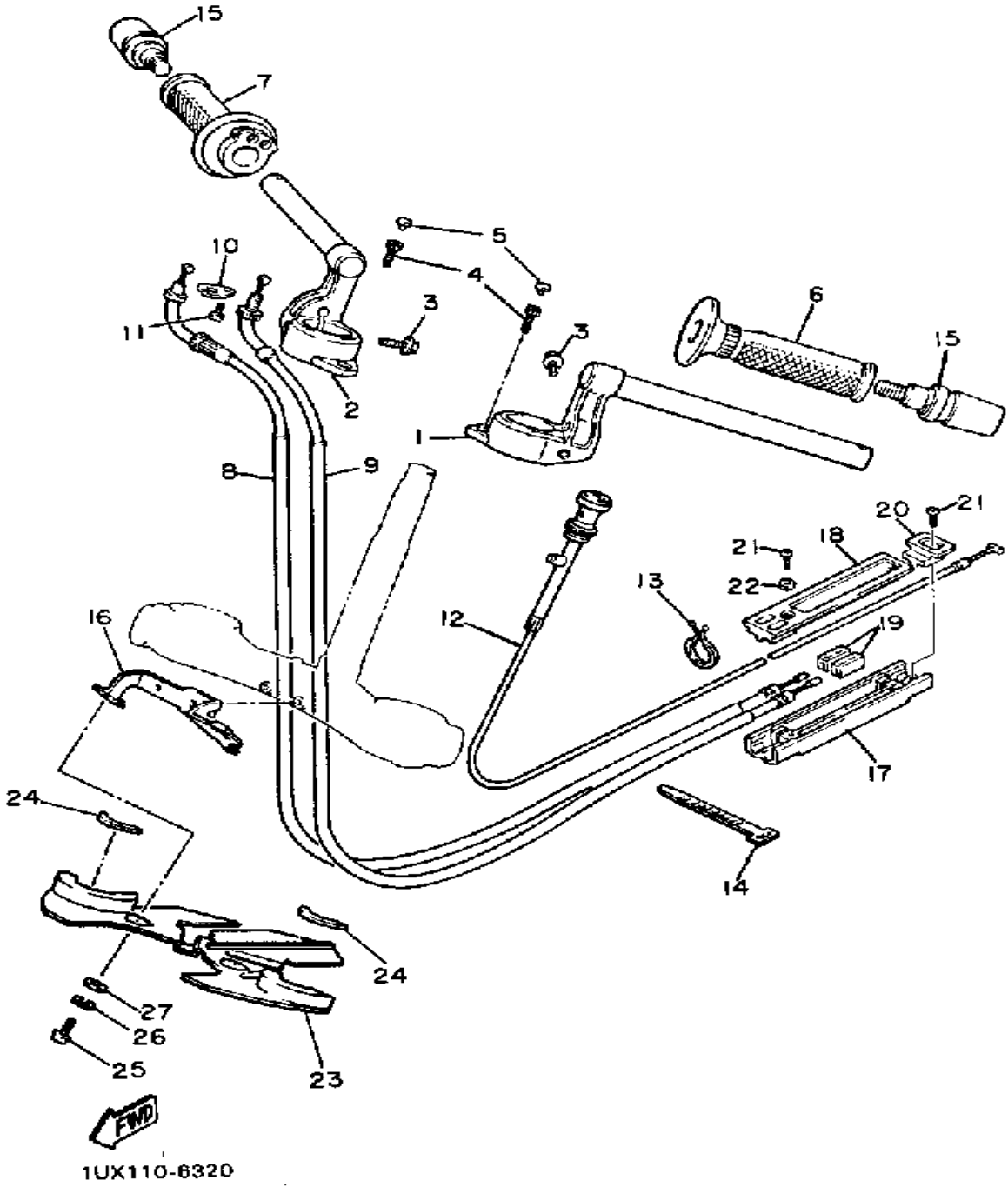
# REAR BRAKE CALIPER



| Ref. No. | Part Number     | Description                | Qty | Remarks |
|----------|-----------------|----------------------------|-----|---------|
| 1        | 36Y-25831-00-00 | DISC, BRAKE RH             | 1   |         |
| 2        | 90109-08718-00  | BOLT                       | 6   |         |
| 3        | 1FW-25810-50-00 | CALIPER ASSEMBLY           | 1   |         |
| 4        | 31A-W0057-00-00 | . PISTON ASSEMBLY, CALIPER | 1   |         |
| 5        | 31A-W0047-00-00 | . . CALIPER SEAL KIT       | 1   |         |
| 6        | 1FK-W0046-01-00 | . BRAKE PAD KIT 2          | 1   |         |
| 7        | 26H-25919-00-00 | . SUPPORT, PAD             | 1   |         |
| 8        | 3HE-25924-00-00 | . PIN, PAD                 | 2   |         |
| 9        | 3HE-25925-00-00 | . CLIP                     | 2   |         |
| 10       | 1J3-W0048-00-00 | . BLEED SCREW KIT          | 1   |         |
| 11       | 41Y-25836-00-00 | . COVER, DUST              | 1   |         |
| 12       | 1FK-25827-00-00 | . SHIM, CALIPER            | 1   |         |
| 13       | 1FK-25828-00-00 | . SHIM, CALIPER            | 1   |         |
| 14       | 90105-10638-00  | BOLT, WASHER BASED         | 2   |         |
| 15       | 36Y-25819-00-00 | BRACKET, CALIPER           | 1   |         |

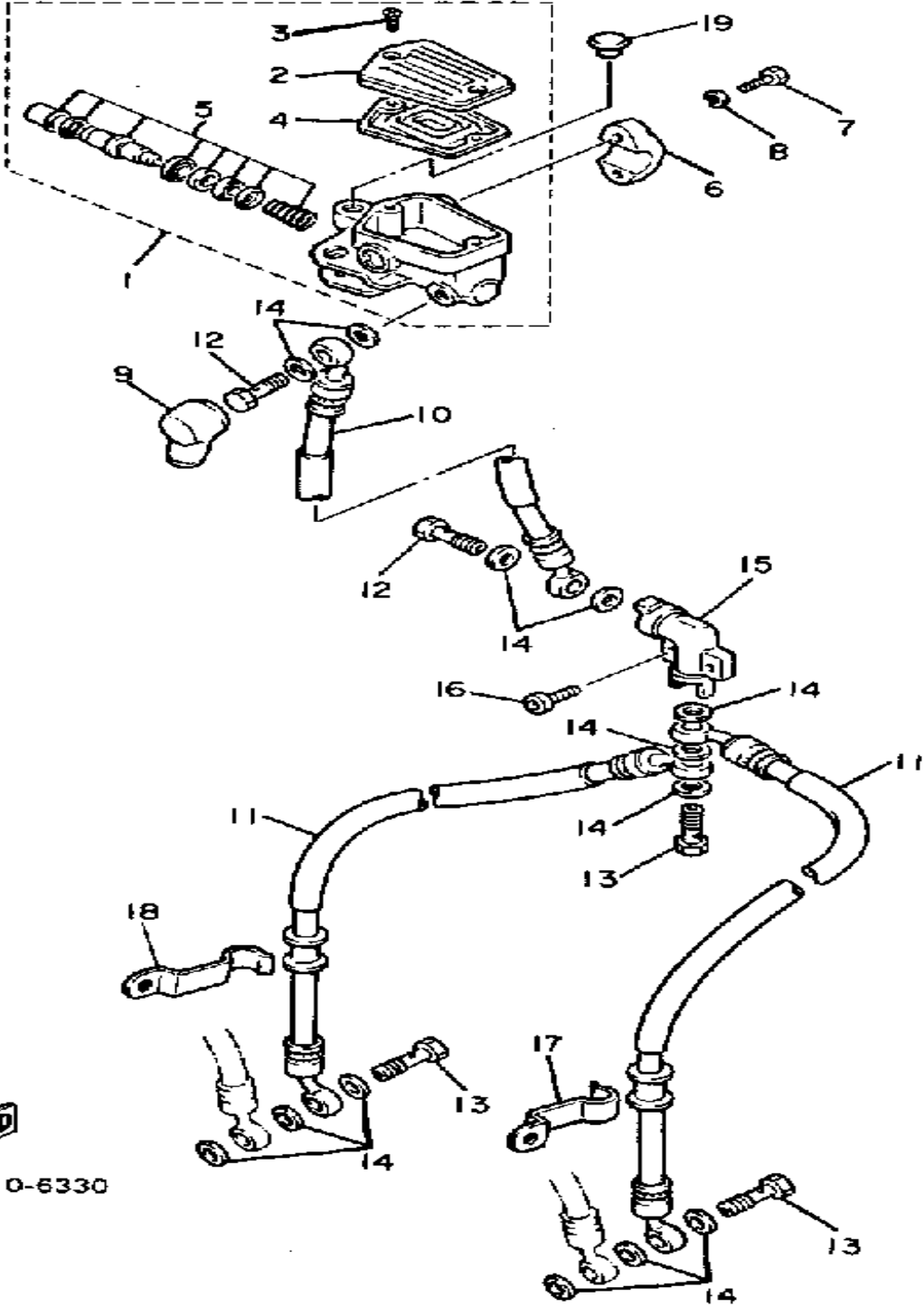
1UX110-6310

# HANDLEBAR - CABLE



| Ref. No. | Part Number     | Description               | Qty | Remarks |
|----------|-----------------|---------------------------|-----|---------|
| 1        | 36Y-26121-00-00 | HANDLEBAR LH .....        | 1   |         |
| 2        | 36Y-26122-00-00 | HANDLEBAR RH .....        | 1   |         |
| 3        | 95026-08035-00  | BOLT, FLANGE .....        | 2   |         |
| 4        | 91316-06016-00  | BOLT, SOCKET HEAD .....   | 2   |         |
| 5        | 2H9-23469-00-00 | CAP, BOLT .....           | 2   |         |
| 6        | 31A-26241-00-00 | GRIP (LEFT) .....         | 1   |         |
| 7        | 36Y-26240-00-00 | GRIP ASSEMBLY .....       | 1   |         |
| 8        | 36Y-26311-01-00 | CABLE, THROTTLE 1 .....   | 1   |         |
| 9        | 36Y-26312-01-00 | CABLE, THROTTLE 2 .....   | 1   |         |
| 10       | 5H0-26393-00-00 | HOLDER .....              | 1   |         |
| 11       | 98506-05008-00  | SCREW, PAN HEAD .....     | 1   |         |
| 12       | 1TX-26330-00-00 | STARTER CABLE ASSEMBLY .  | 1   |         |
| 13       | 90464-23041-00  | CLAMP .....               | 1   |         |
| 14       | 90464-13073-00  | CLAMP .....               | 1   |         |
| 15       | 36Y-26246-00-00 | END, GRIP .....           | 2   |         |
| 16       | 1TX-21343-00-00 | BRACKET, HORN .....       | 1   |         |
| 17       | 36Y-26261-00-00 | CONNECTOR, CABLE .....    | 1   |         |
| 18       | 36Y-26262-00-00 | CAP, CABLE CONNECTOR ...  | 1   |         |
| 19       | 26H-26244-01-00 | SLIDER, THROTTLE .....    | 2   |         |
| 20       | 36Y-26272-00-00 | CAP .....                 | 1   |         |
| 21       | 97706-30112-00  | SCREW, TAPPING .....      | 3   |         |
| 22       | 92906-03200-00  | WASHER .....              | 2   |         |
| 23       | ϕ1T-X2836-K0-0- | UNAVAILABLE IN PRICE BOOK | 1   |         |
| 24       | ϕ1T-X2834-E0-0- | UNAVAILABLE IN PRICE BOOK | 2   |         |
| 25       | 98506-06016-00  | SCREW, PANHEAD .....      | 2   |         |
| 26       | 92906-06100-00  | WASHER, SPRING .....      | 2   |         |
| 27       | 92906-06600-00  | WASHER .....              | 2   |         |

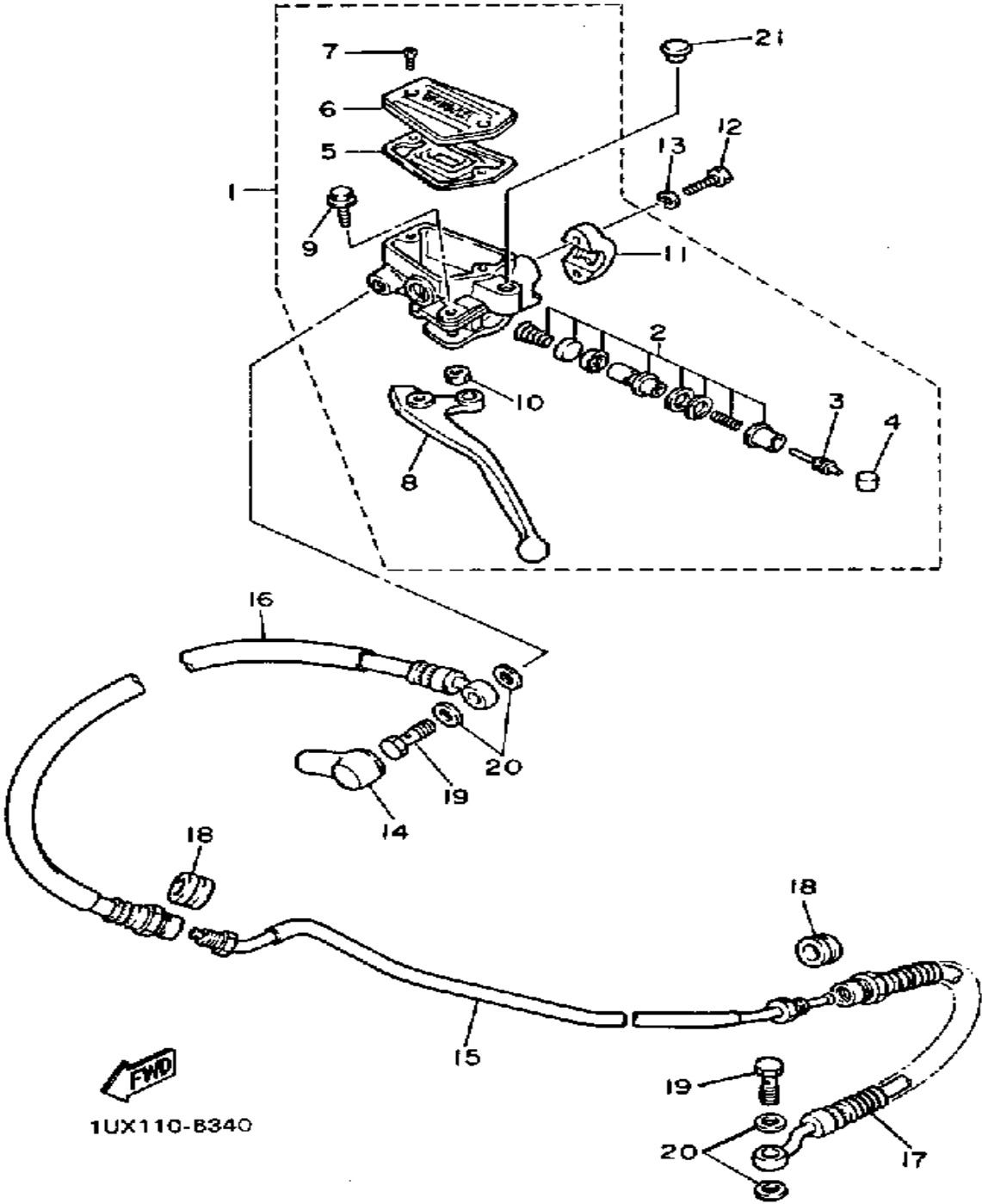
# FRONT MASTER CYLINDER



1UX110-6330

| Ref. No. | Part Number     | Description              | Qty | Remarks |
|----------|-----------------|--------------------------|-----|---------|
| 1        | 36Y-25850-01-00 | MASTER CYLINDER ASSEMBLY | 1   |         |
| 2        | 36Y-25852-01-00 | . CAP, RESERVOIR         | 1   |         |
| 3        | 98706-04012-00  | . SCREW, FLAT HEAD       | 2   |         |
| 4        | 36Y-25854-00-00 | . DIAPHRAGM, RESERVOIR   | 1   |         |
| 5        | 36Y-W0041-00-00 | . CYLINDER KIT, MASTER   | 1   |         |
| 6        | 36Y-25867-00-00 | BRACKET, MASTER CYLINDER | 1   |         |
| 7        | 91316-06025-00  | BOLT                     | 2   |         |
| 8        | 92906-06100-00  | WASHER, SPRING           | 2   |         |
| 9        | 4L0-25862-00-00 | BOOT, MASTER CYLINDER    | 1   |         |
| 10       | 36Y-25872-01-00 | HOSE, BRAKE 1            | 2   |         |
| 11       | 36Y-25873-01-00 | HOSE, BRAKE 2            | 2   |         |
| 12       | 90401-10096-00  | BOLT, UNION              | 2   |         |
| 13       | 90401-10095-00  | BOLT, UNION              | 3   |         |
| 14       | 90201-10118-00  | WASHER, PLATE            | 13  |         |
| 15       | 11U-25885-00-00 | JOINT                    | 1   |         |
| 16       | 91316-06025-00  | BOLT                     | 2   |         |
| 17       | 36Y-25875-00-00 | HOLDER, BRKE HOSE 1      | 1   |         |
| 18       | 36Y-25876-00-00 | HOLDER, BRKE HOSE 2      | 1   |         |
| 19       | 90338-09012-00  | PLUG                     | 1   |         |

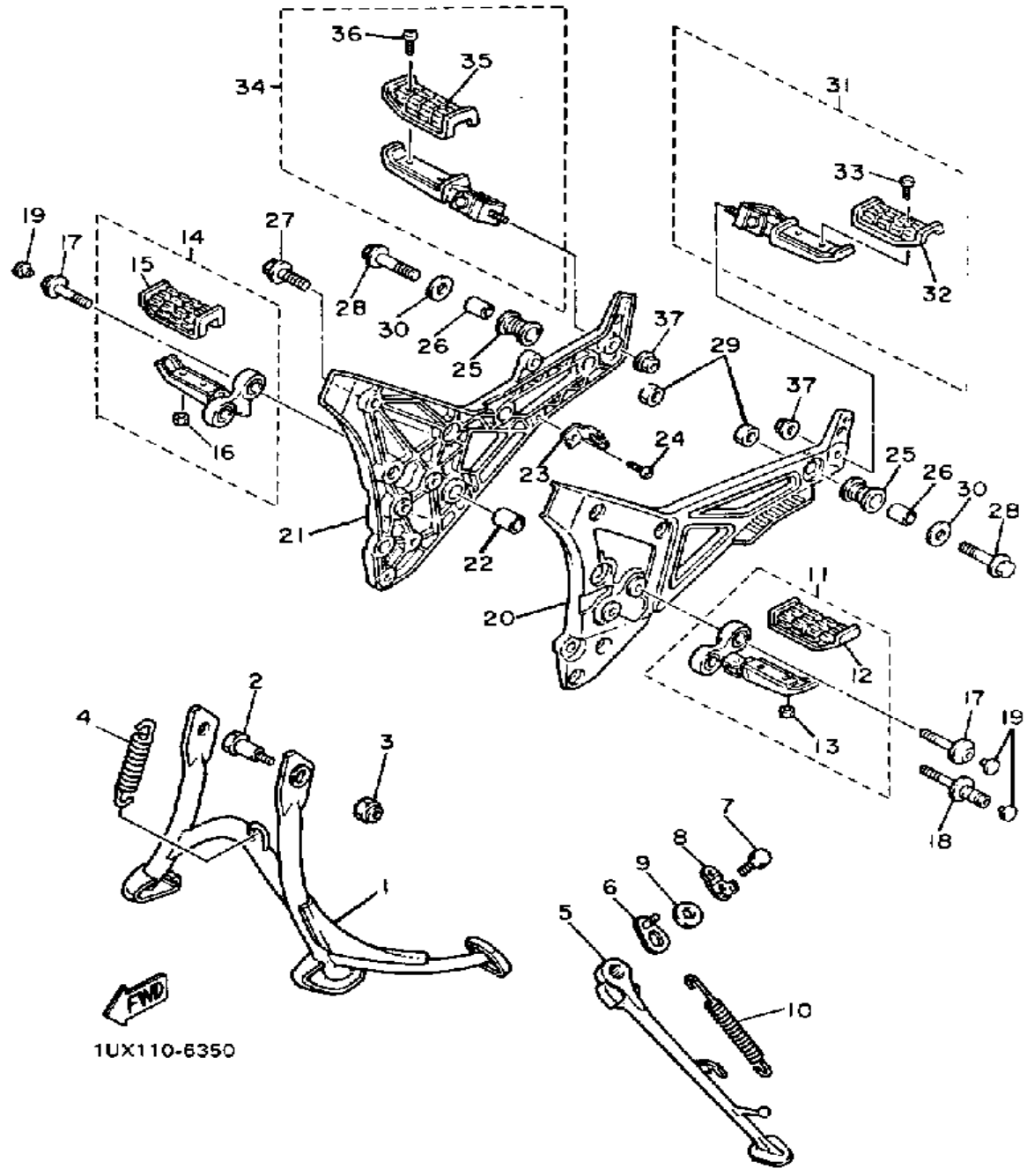
# FRONT MASTER CYLINDER 2



| Ref. No. | Part Number     | Description                                       | Qty | Remarks |
|----------|-----------------|---|-----|---------|
| 1        | 38V-26450-00-00 | UNAVAILABLE IN PRICE BOOK (CLUTCH) (1UF-26450-01) | 1   |         |
| 2        | 2KW-W0099-00-00 | CYLINDER KIT, MASTER (CLUTCH)                     | 1   |         |
| 3        | 26H-26464-00-00 | . ROD, PUSH                                       | 1   |         |
| 4        | 3GM-26455-00-00 | . BUSH  | 1   |         |
| 5        | 1AE-26454-00-00 | . DIAPHRAGM, RESERVOIR                            | 1   |         |
| 6        | 1FK-26452-01-00 | . CAP, RESERVOIR                                  | 1   |         |
| 7        | 98706-04012-00  | . SCREW, FLAT HEAD                                | 2   |         |
| 8        | 1AE-83912-00-00 | . LEVER L   | 1   |         |
| 9        | 90109-067A0-00  | . BOLT  | 1   |         |
| 10       | 95616-06100-00  | . NUT, U  | 1   |         |
| 11       | 1AE-26467-00-00 | . HOLDER  | 1   |         |
| 12       | 91316-06025-00  | BOLT  | 2   |         |
| 13       | 92906-06100-00  | WASHER, SPRING                                    | 2   |         |
| 14       | 4L0-25862-00-00 | BOOT, MASTER CYLINDER                             | 1   |         |
| 15       | 36Y-26471-00-00 | PIPE  | 1   |         |
| 16       | 36Y-26472-00-00 | HOSE, CLUTCH 1                                    | 1   |         |
| 17       | 36Y-26473-00-00 | HOSE, CLUTCH 2                                    | 1   |         |
| 18       | 341-25881-00-00 | PROTECTOR, BRAKE HOSE                             | 2   |         |
| 19       | 90401-10096-00  | BOLT, UNION                                       | 2   |         |
| 20       | 90201-10118-00  | WASHER, PLATE                                     | 4   |         |
| 21       | 90338-09012-00  | PLUG  | 1   |         |



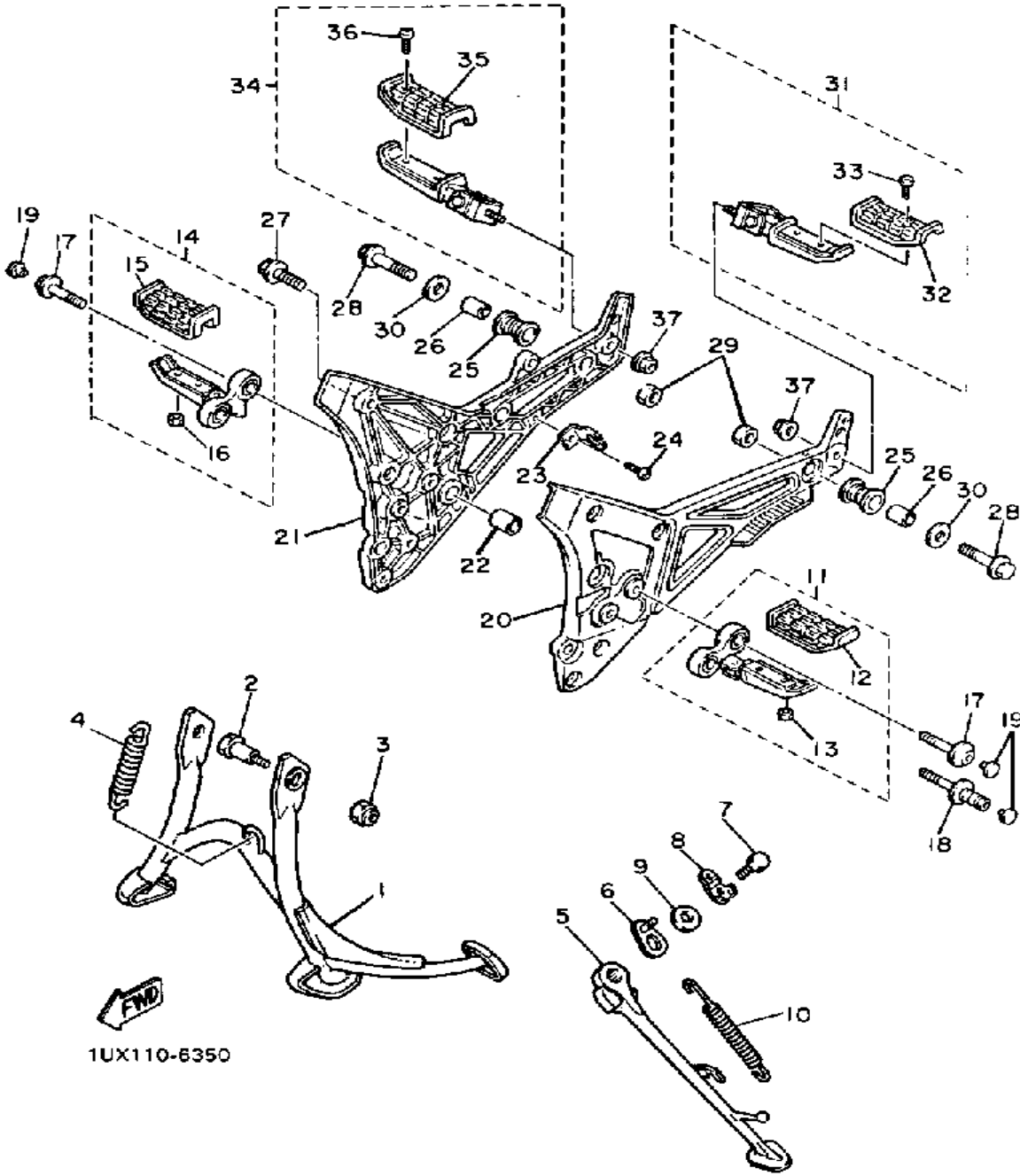
# STAND - FOOTREST



| Ref. No. | Part Number     | Description                             | Qty | Remarks   |
|----------|-----------------|---|-----|-----------|
| 1        | 36Y-27111-01-33 | STAND, MAIN                             | 1   | YAMAHABLK |
| 2        | 90109-101E6-00  | BOLT                                    | 2   |           |
| 3        | 90185-10091-00  | NUT, SELF-LOCKING                       | 2   |           |
| 4        | 90506-45278-00  | SPRING, TENSION                         | 1   |           |
| 5        | 1TX-27311-00-35 | STAND, SIDE                             | 1   | SILVER    |
| 6        | 36Y-27352-00-00 | HOOK, SIDE STAND                        | 1   |           |
| 7        | 97016-08020-00  | BOLT                                    | 1   |           |
| 8        | 36Y-27322-00-00 | WASHER, SIDE STAND                      | 1   |           |
| 9        | 90201-087H3-00  | WASHER, PLATE                           | 1   |           |
| 10       | 90506-29358-00  | SPRING, TENSION                         | 1   |           |
| 11       | 1WJ-27410-00-00 | FRT FOOTREST ASSEMBLY LASSEMBLY (LEFT)  | 1   |           |
| 12       | 22N-27413-00-00 | . COVER, FOOTREST                       | 1   |           |
| 13       | 95601-06100-00  | . NUT, U                                | 2   |           |
| 14       | 1WJ-27420-00-00 | FRT FOOTREST ASSEMBLY RASSEMBLY (RIGHT) | 1   |           |
| 15       | 22N-27413-00-00 | . COVER, FOOTREST                       | 1   |           |
| 16       | 95601-06100-00  | . NUT, U                                | 2   |           |
| 17       | 36Y-27416-00-00 | BOLT, FOOTREST                          | 3   |           |
| 18       | 90109-081A5-00  | BOLT                                    | 1   |           |
| 19       | 90338-08163-00  | PLUG                                    | 4   |           |
| 20       | 36Y-27442-00-00 | BRACKET 2                               | 1   |           |
| 21       | 36Y-27443-00-00 | BRACKET 3                               | 1   |           |
| 22       | 90386-20130-00  | BUSH, SPEC'L NYLON                      | 1   |           |
| 23       | 36Y-2741L-00-00 | BRACKET 4                               | 1   |           |
| 24       | 98580-05010-00  | SCREW, PAN HEAD                         | 1   |           |
| 25       | 36Y-27424-00-00 | DAMPER, FOOTREST 2                      | 2   |           |
| 26       | 90387-104L8-00  | COLLAR                                  | 2   |           |
| 27       | 90105-08307-00  | BOLT, WASHER BASED                      | 2   |           |

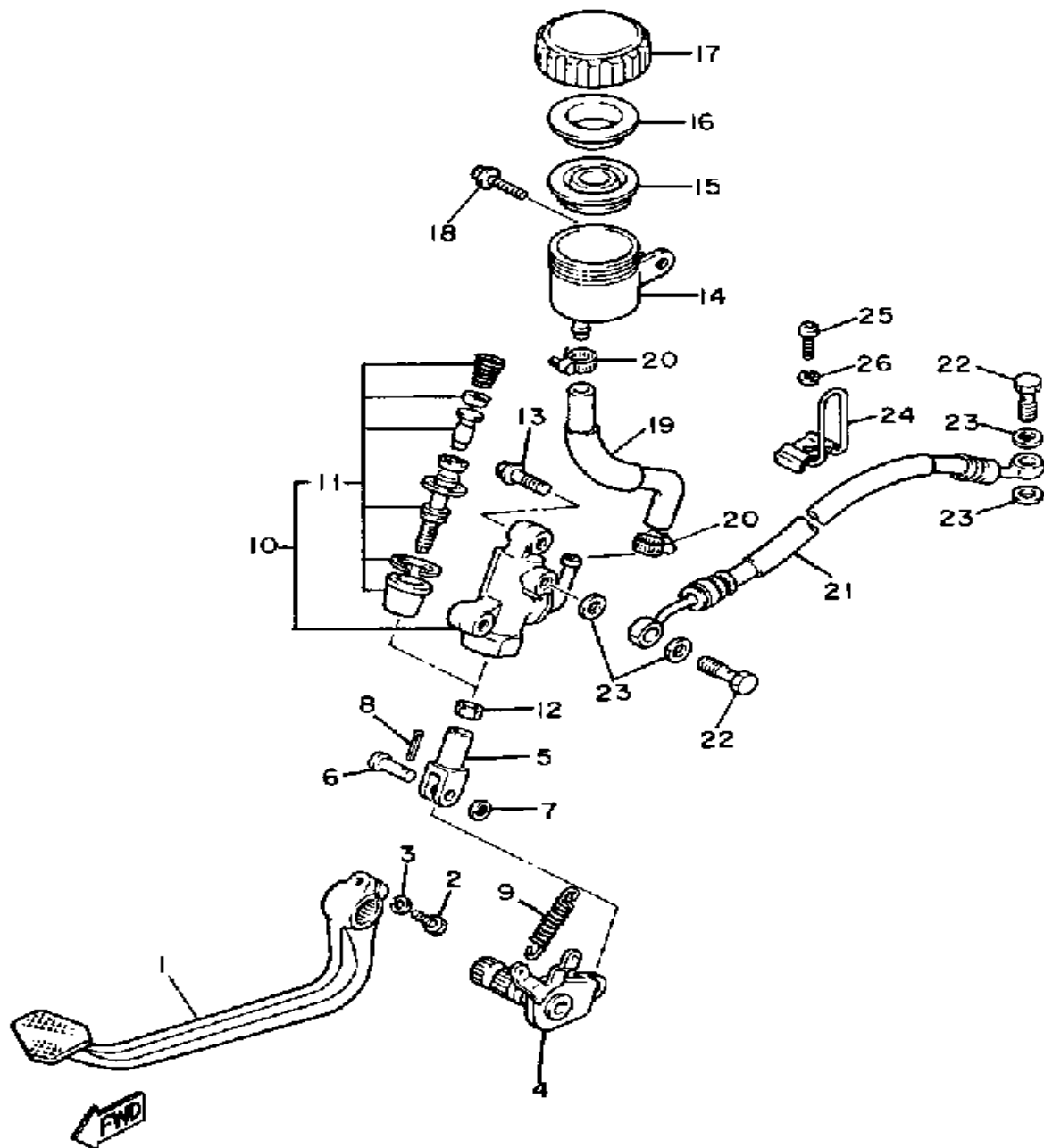
CONTINUED ON NEXT FRAME ►

# STAND - FOOTREST



| Ref. No. | Part Number     | Description                           | Qty | Remarks |
|----------|-----------------|---------------------------------------|-----|---------|
| 28       | 90105-10316-00  | BOLT, WASHER BASED                    | 2   |         |
| 29       | 90179-10276-00  | NUT, SPEC'L SHAPE                     | 2   |         |
| 30       | 90201-10669-00  | WASHER, PLATE                         | 2   |         |
| 31       | 31A-27430-01-00 | RR FOOTREST ASSEMBLY 1                | 1   |         |
| 32       | 22N-27433-00-00 | . COVER, RR FOOTREST                  | 1   |         |
| 33       | 98506-05010-00  | . SCREW, PAN HEAD                     | 2   |         |
| 34       | 31A-27440-01-00 | RR FOOTREST ASSEMBLY 2 (31A-27440-00) | 1   |         |
| 35       | 22N-27433-00-00 | . COVER, RR FOOTREST                  | 1   |         |
| 36       | 98506-05010-00  | . SCREW, PAN HEAD                     | 2   |         |
| 37       | 95701-10500-00  | NUT, FLANGE (95702-10500)             | 2   |         |

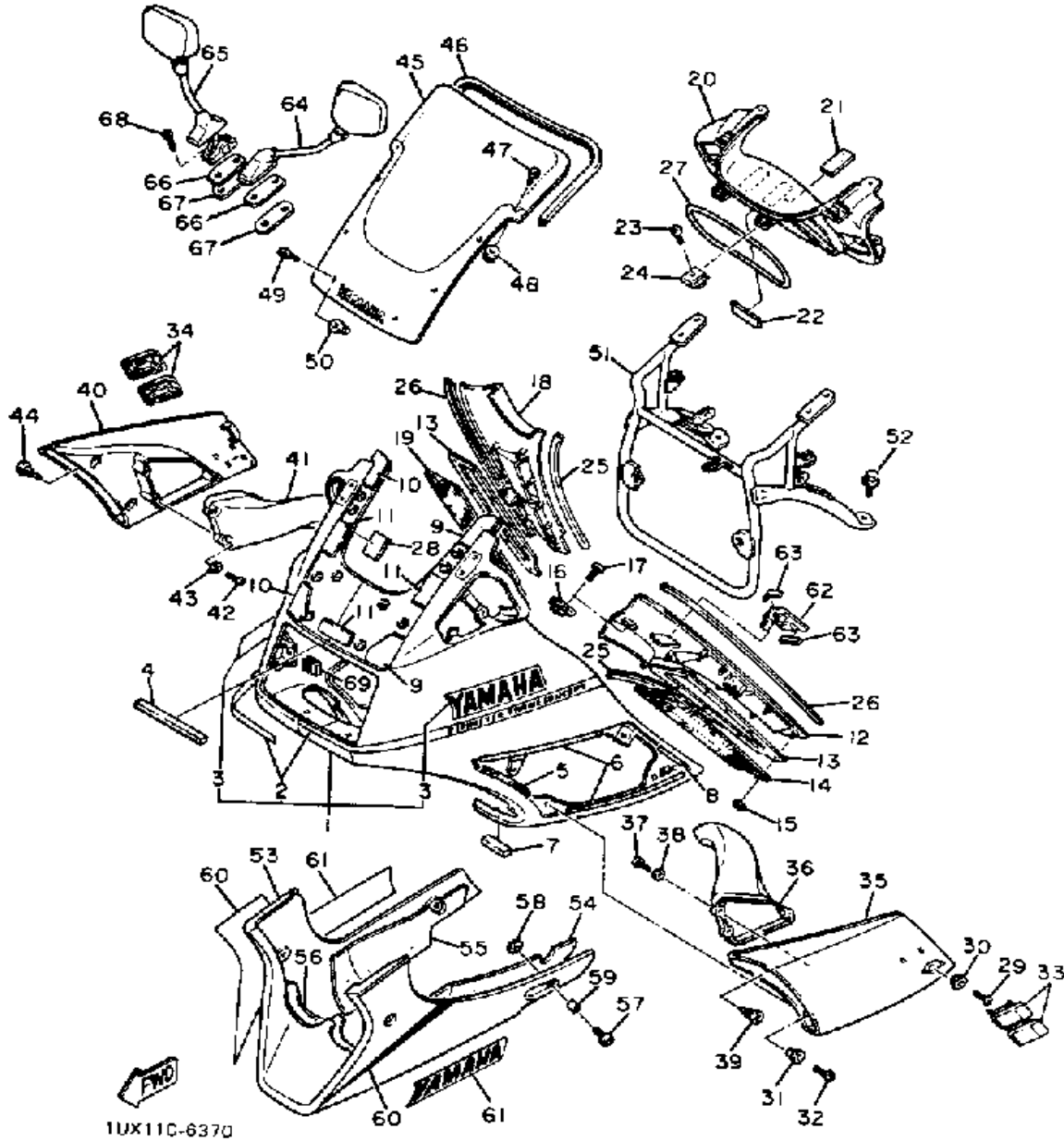
# REAR MASTER CYLINDER



1UX110-6360

| Ref. No. | Part Number     | Description            | Qty | Remarks |
|----------|-----------------|------------------------|-----|---------|
| 1        | 1WJ-27211-00-00 | PEDAL, BRAKE           | 1   |         |
| 2        | 90109-06468-00  | BOLT                   | 1   |         |
| 3        | 92995-06100-00  | WASHER, SPRING         | 1   |         |
| 4        | 36Y-27212-00-00 | SHAFT, BRAKE PEDAL     | 1   |         |
| 5        | 31A-27222-00-00 | JOINT                  | 1   |         |
| 6        | 90240-08013-00  | PIN, CLEVIS            | 1   |         |
| 7        | 90201-08083-00  | WASHER, PLATE          | 1   |         |
| 8        | 91490-20020-00  | PIN, COTTER            | 1   |         |
| 9        | 90506-20192-00  | SPRING, TENSION        | 1   |         |
| 10       | 36Y-25850-51-00 | MSTR CYLINDER ASSEMBLY | 1   |         |
| 11       | 36Y-W0042-51-00 | . CYLINDER.KIT, MASTER | 1   |         |
| 12       | 95303-08700-00  | NUT                    | 1   |         |
| 13       | 95023-08030-00  | SCREW                  | 2   |         |
| 14       | 31A-25894-01-00 | TANK, RESERVOIR        | 1   |         |
| 15       | 360-25854-00-00 | DIAPHRAGM, RESERVOIR   | 1   |         |
| 16       | 2GU-25855-00-00 | BUSH, DIAPHRAGM        | 1   |         |
| 17       | 2KF-25852-50-00 | CAP, RESERVOIR         | 1   |         |
| 18       | 90159-06056-00  | SCREW, WITH WASHER     | 1   |         |
| 19       | 36Y-25895-00-00 | HOSE, RESERVOIR        | 1   |         |
| 20       | 90460-12268-00  | CLAMP, HOSE            | 2   |         |
| 21       | 36Y-25872-52-00 | HOSE, BRAKE 1          | 1   |         |
| 22       | 90401-10096-00  | BOLT, UNION            | 2   |         |
| 23       | 90201-10118-00  | WASHER, PLATE          | 4   |         |
| 24       | 1TX-25875-51-00 | HOLDER, BRAKE HOS 1    | 1   |         |
| 25       | 98580-06020-00  | SCREW                  | 1   |         |
| 26       | 92995-06100-00  | WASHER, SPRING         | 1   |         |

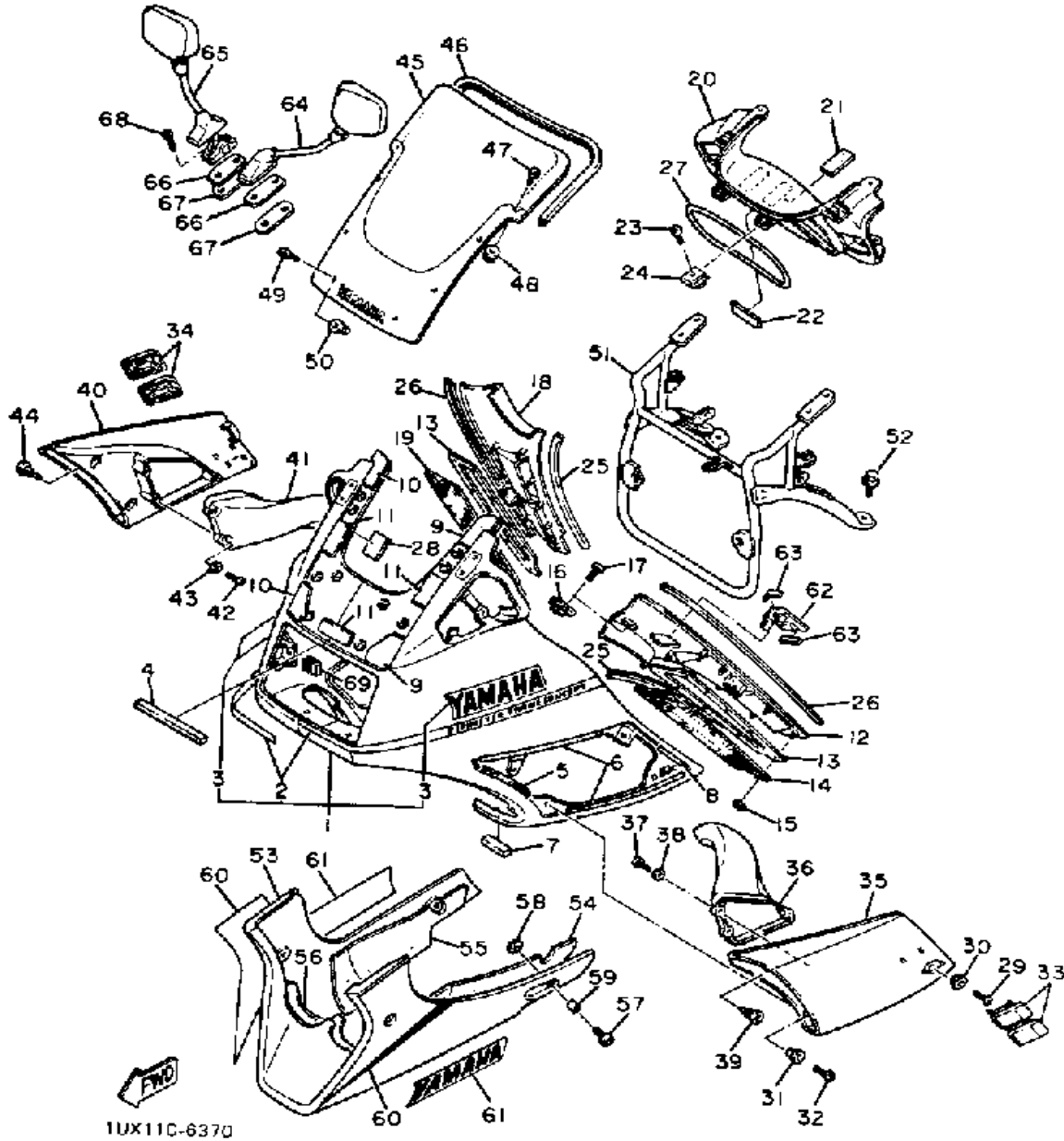
# COWLING 1



| Ref. No. | Part Number     | Description                    | Qty | Remarks                     |
|----------|-----------------|--------------------------------|-----|-----------------------------|
| 1        | 1WJ-Y2835-00-4X | UNAVAILABLE IN PRICE BOOK      | 1   | SILKY WHITE/<br>PASSION RED |
| 2        | 1WJ-28390-10-00 | . GRPHC SET,<br>COWLINGCOWLING | 1   |                             |
| 3        | 1WJ-2839H-00-00 | . EMBLEM 1                     | 2   |                             |
| 4        | 88T-77198-00-00 | DAMPER 1                       | 1   |                             |
| 5        | 1TX-2837K-00-00 | DAMPER 6                       | 2   |                             |
| 6        | 1TX-28378-00-00 | PAD                            | 4   |                             |
| 7        | 1KT-21717-00-00 | DAMPER, SIDE COVER             | 2   |                             |
| 8        | 1TX-28425-00-00 | DAMPER 3                       | 2   |                             |
| 9        | 1TX-28415-01-00 | DAMPER 1 (1TX-28415-00)        | 1   |                             |
| 10       | 1TX-28416-01-00 | DAMPER 2 (1TX-28416-00)        | 1   |                             |
| 11       | 1TX-28237-00-00 | DAMPER 3                       | 3   |                             |
| 12       | 1TX-2837V-00-00 | GRILL, AIR OUTLET 1            | 1   |                             |
| 13       | 1TX-28372-00-00 | DAMPER                         | 2   |                             |
| 14       | 1TX-28396-00-00 | PLATE 1                        | 1   |                             |
| 15       | 90183-03010-00  | NUT, SPRING                    | 18  |                             |
| 16       | 90183-05024-00  | NUT, SPRING                    | 4   |                             |
| 17       | 90154-05013-00  | SCREW, BINDING                 | 4   |                             |
| 18       | 1TX-2837W-00-00 | GRILL, AIR OUTLET 2            | 1   |                             |
| 19       | 1TX-28397-00-00 | PLATE 2                        | 1   |                             |
| 20       | 1TX-2836R-00-00 | PANEL, INNER 5                 | 1   |                             |
| 21       | 1TX-2834F-00-00 | DAMPER (RH)                    | 2   |                             |
| 22       | 1TX-2837J-00-00 | DAMPER 5                       | 1   |                             |
| 23       | 90154-05013-00  | SCREW, BINDING                 | 6   |                             |
| 24       | 90183-05024-00  | NUT, SPRING                    | 6   |                             |
| 25       | 36Y-28346-00-00 | MOLD 2                         | 2   |                             |
| 26       | 1TX-28346-00-00 | MOLD 2                         | 2   |                             |
| 27       | 36Y-28348-00-00 | MOLE 4                         | 1   |                             |

CONTINUED ON NEXT FRAME ►

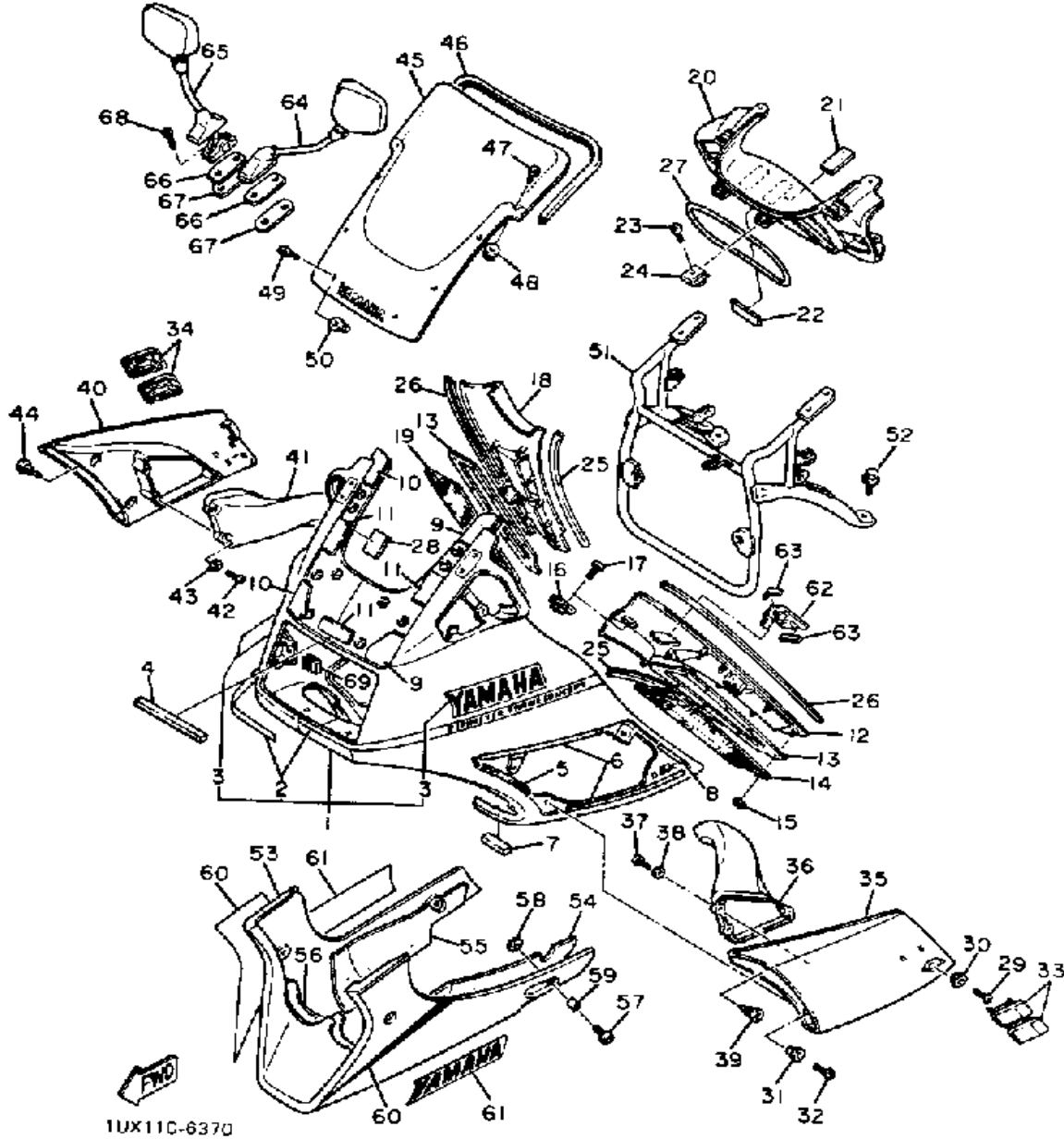
# COWLING 1



| Ref. No. | Part Number     | Description         | Qty | Remarks     |
|----------|-----------------|---------------------|-----|-------------|
| 28       | 1TX-28371-00-00 | DAMPER              | 2   |             |
| 29       | 98580-06020-00  | SCREW               | 2   |             |
| 30       | 90387-06737-00  | COLLAR              | 2   |             |
| 31       | 90387-06737-00  | COLLAR              | 2   |             |
| 32       | 98906-06016-00  | SCREW, BIND         | 2   |             |
| 33       | 1TX-2832M-00-00 | PROTECTOR 1         | 2   |             |
| 34       | 1TX-2832N-00-00 | PROTECTOR 2         | 2   |             |
| 35       | 1TX-2837N-00-GE | GRILL, AIR INTAKE 1 | 1   | SILKY WHITE |
| 36       | 36Y-2838N-00-00 | DUCT 1              | 1   |             |
| 37       | 97780-40112-00  | SCREW, TAPPING      | 3   |             |
| 38       | 92990-04200-00  | WASHER, PLAIN       | 3   |             |
| 39       | 36Y-28387-00-00 | RIVET               | 1   |             |
| 40       | 1TX-2837R-00-GE | GRILL, AIR INTAKE 2 | 1   | SILKY WHITE |
| 41       | 36Y-2838R-00-00 | DUCT 2              | 1   |             |
| 42       | 97780-40112-00  | SCREW, TAPPING      | 3   |             |
| 43       | 92990-04200-00  | WASHER, PLAIN       | 3   |             |
| 44       | 36Y-28387-00-00 | RIVET               | 1   |             |
| 45       | 1WJ-28381-00-00 | WINDSHIELD          | 1   |             |
| 46       | 36Y-28348-00-00 | MOLE 4              | 1   |             |
| 47       | 90150-05023-00  | SCREW, ROUND HEAD   | 2   |             |
| 48       | 95706-05500-00  | NUT, FLANGE         | 2   |             |
| 49       | 90150-05024-00  | SCREW, ROUND HEAD   | 6   |             |
| 50       | 90179-05525-00  | NUT                 | 6   |             |
| 51       | 1TX-28359-00-00 | STAY 2              | 1   |             |
| 52       | 95811-08016-00  | BOLT, FLANGE        | 4   |             |
| 53       | 1TX-28385-00-TF | COVER, LOWER        | 1   |             |
| 54       | 1TX-2848K-01-00 | SEAT 2              | 1   |             |
| 55       | 1TX-2848L-01-00 | SEAT 3              | 1   |             |
| 56       | 1TX-2848M-00-00 | SEAT 4              | 1   |             |

CONTINUED ON NEXT FRAME ►

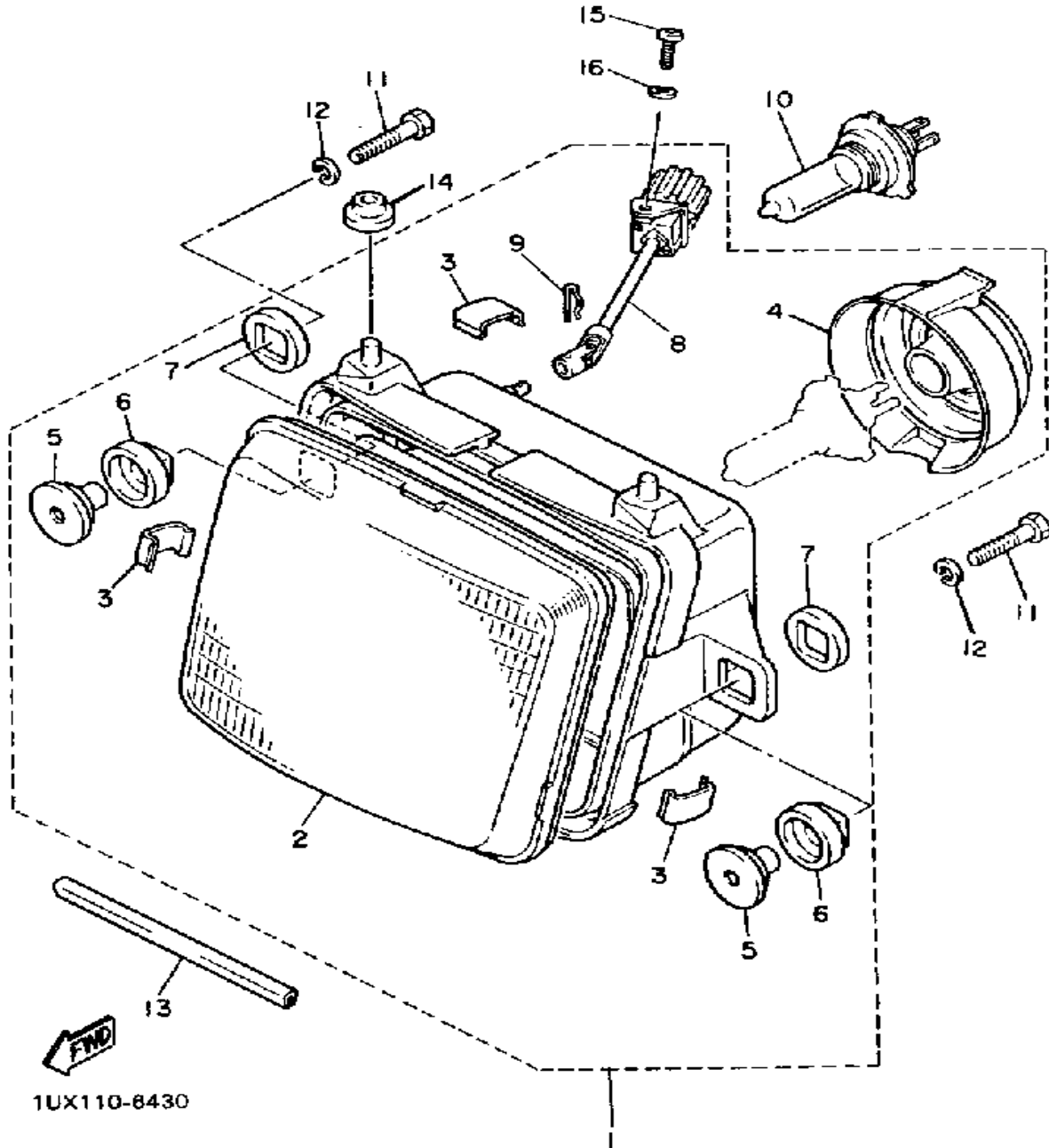
# COWLING 1



| Ref. No. | Part Number     | Description                           | Qty | Remarks |
|----------|-----------------|---------------------------------------|-----|---------|
| 57       | 90110-06078-00  | BOLT, HEXAGON SOCKET ...              | 4   |         |
| 58       | 90202-11161-00  | WASHER, PLATE .....                   | 4   |         |
| 59       | 90387-064W1-00  | COLLAR (90387-066J9) .....            | 4   |         |
| 60       | 1WJ-28301-00-00 | GRAPHIC SET, LWR CVRLOWER COVER ..... | 1   |         |
| 61       | 1WJ-28315-10-00 | EMBLEM .....                          | 2   | FOR SW  |
| 62       | 1TX-28365-00-00 | COVER .....                           | 1   |         |
| 63       | 1TX-28227-00-00 | DAMPER 2 .....                        | 2   |         |
| 64       | 1TX-26280-00-00 | MIRROR ASSEMBLYASSY (LEFT) .....      | 1   |         |
| 65       | 1TX-26290-00-00 | MIRROR ASSEMBLYASSY (RIGHT) .....     | 1   |         |
| 66       | 1TX-26298-00-00 | PLATE, MIRROR FITNG .....             | 2   |         |
| 67       | 3CV-26299-00-00 | PLATE, MIRROR FITNG .....             | 2   |         |
| 68       | 98706-06025-00  | SCREW, FLAT HEAD .....                | 4   |         |
| 69       | 36Y-28363-00-00 | NUT .....                             | 2   |         |



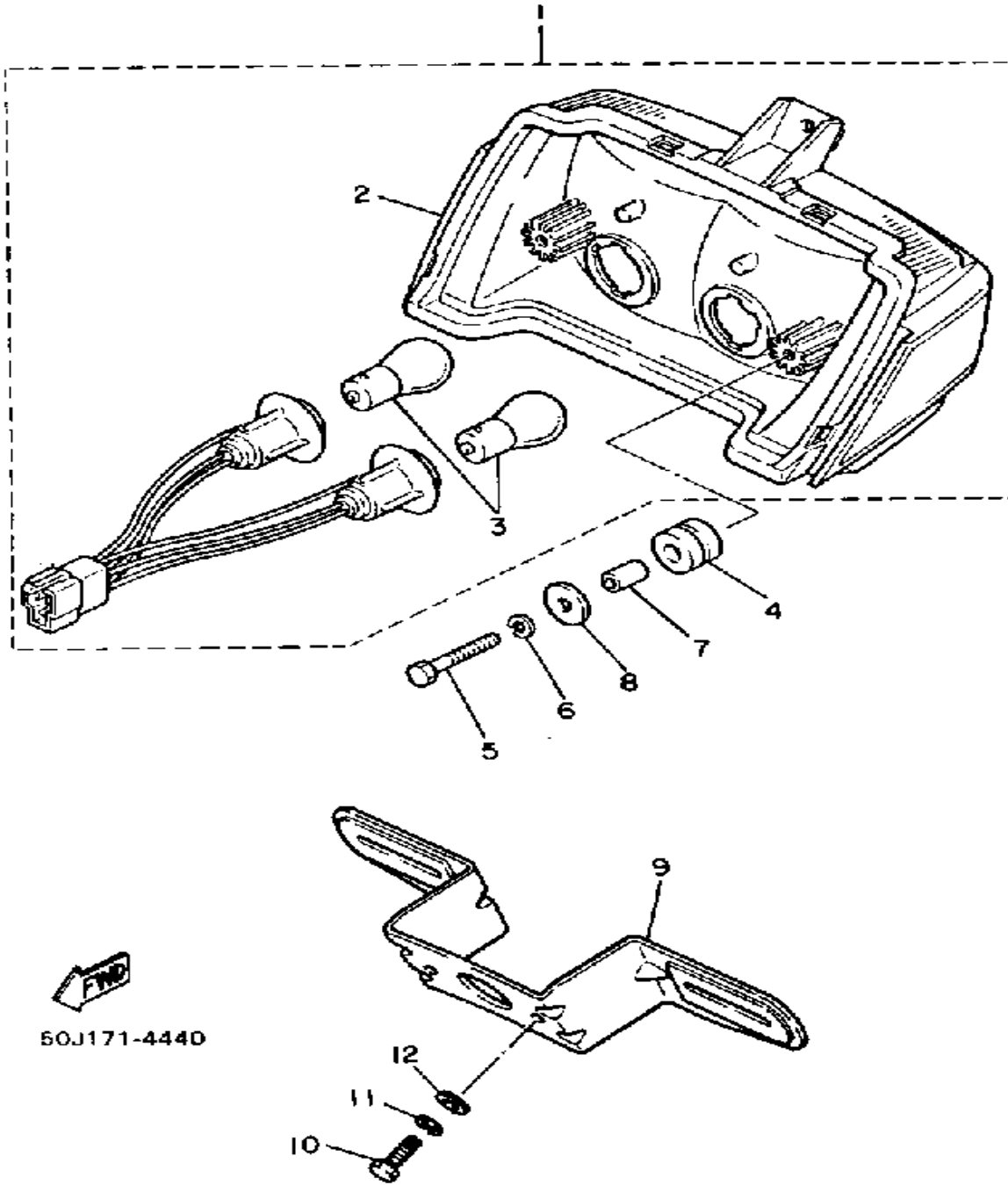
# HEADLIGHT



| Ref. No. | Part Number     | Description                       | Qty | Remarks |
|----------|-----------------|-----------------------------------|-----|---------|
| 1        | 47M-84320-A0-00 | LENS ASSEMBLY                     | 1   |         |
| 2        | 47M-84320-A0-00 | . LENS ASSEMBLY                   | 1   |         |
| 3        | 36Y-84324-00-00 | . SPRING, REFLECTOR               | 3   |         |
| 4        | 36Y-84397-00-00 | . COVER, SOCKET                   | 1   |         |
| 5        | 498-84145-60-00 | . COLLAR, BODY FITTING            | 2   |         |
| 6        | 498-84163-60-00 | . DAMPER                          | 2   |         |
| 7        | 498-84164-60-00 | . DAMPER                          | 2   |         |
| 8        | 36Y-8431M-00-00 | . ROD ASSEMBLY                    | 1   |         |
| 9        | 36Y-8431V-00-00 | . PIN                             | 1   |         |
| 10       | 5V2-84314-00-XX | BULB, HL 12V60/55W (2F9-84314-00) | 1   | LM      |
| 11       | 97003-08040-00  | BOLT (82G)                        | 2   |         |
| 12       | 92990-08100-00  | WASHER                            | 2   |         |
| 13       | 36Y-84343-00-00 | MOLE, HEADLIGHT                   | 1   |         |
| 14       | 36Y-84354-00-00 | GROMMET                           | 2   |         |
| 15       | 98516-06012-00  | SCREW, PAN HEAD                   | 1   |         |
| 16       | 92906-06100-00  | WASHER, SPRING                    | 1   |         |

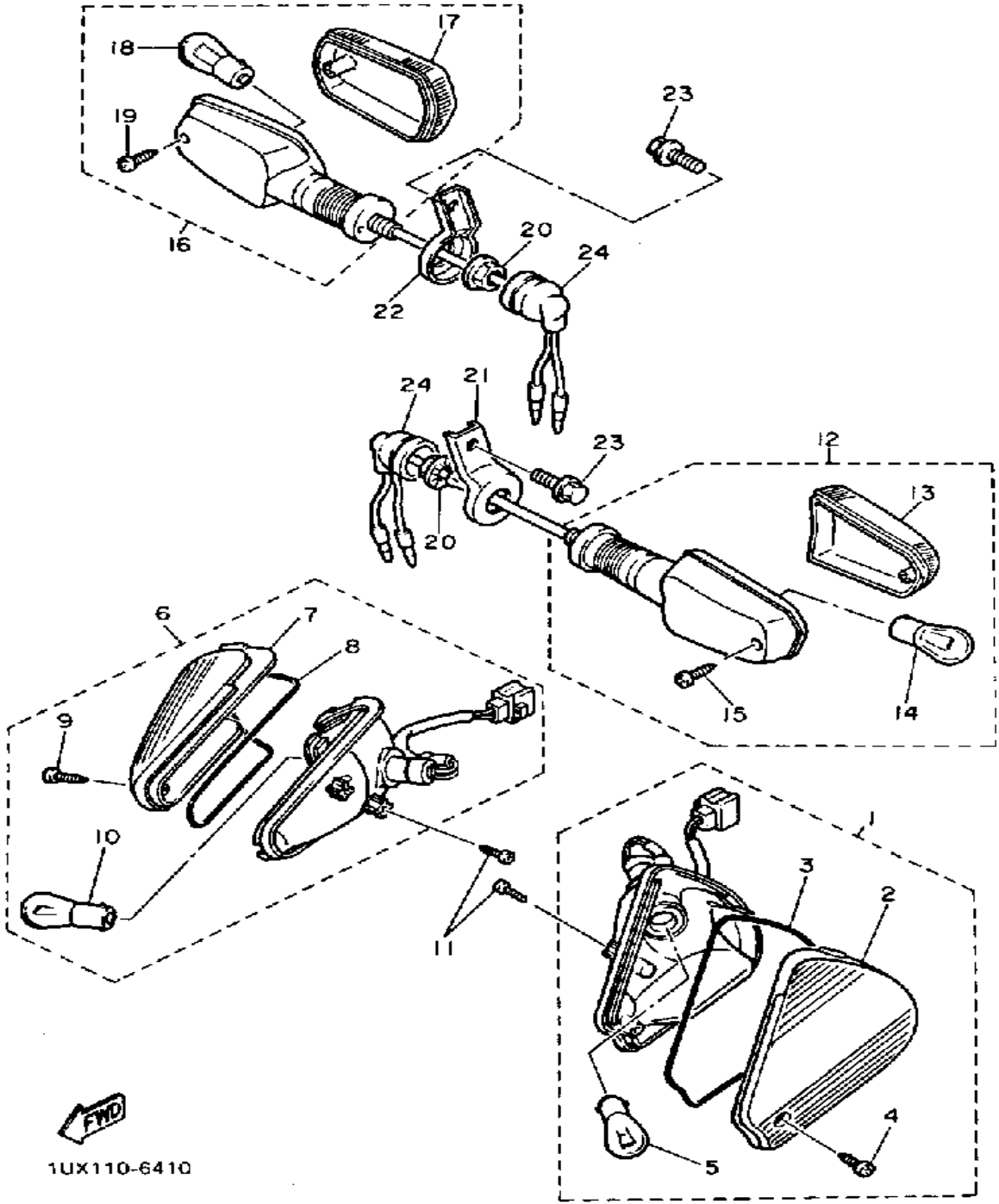


# TAILLIGHT



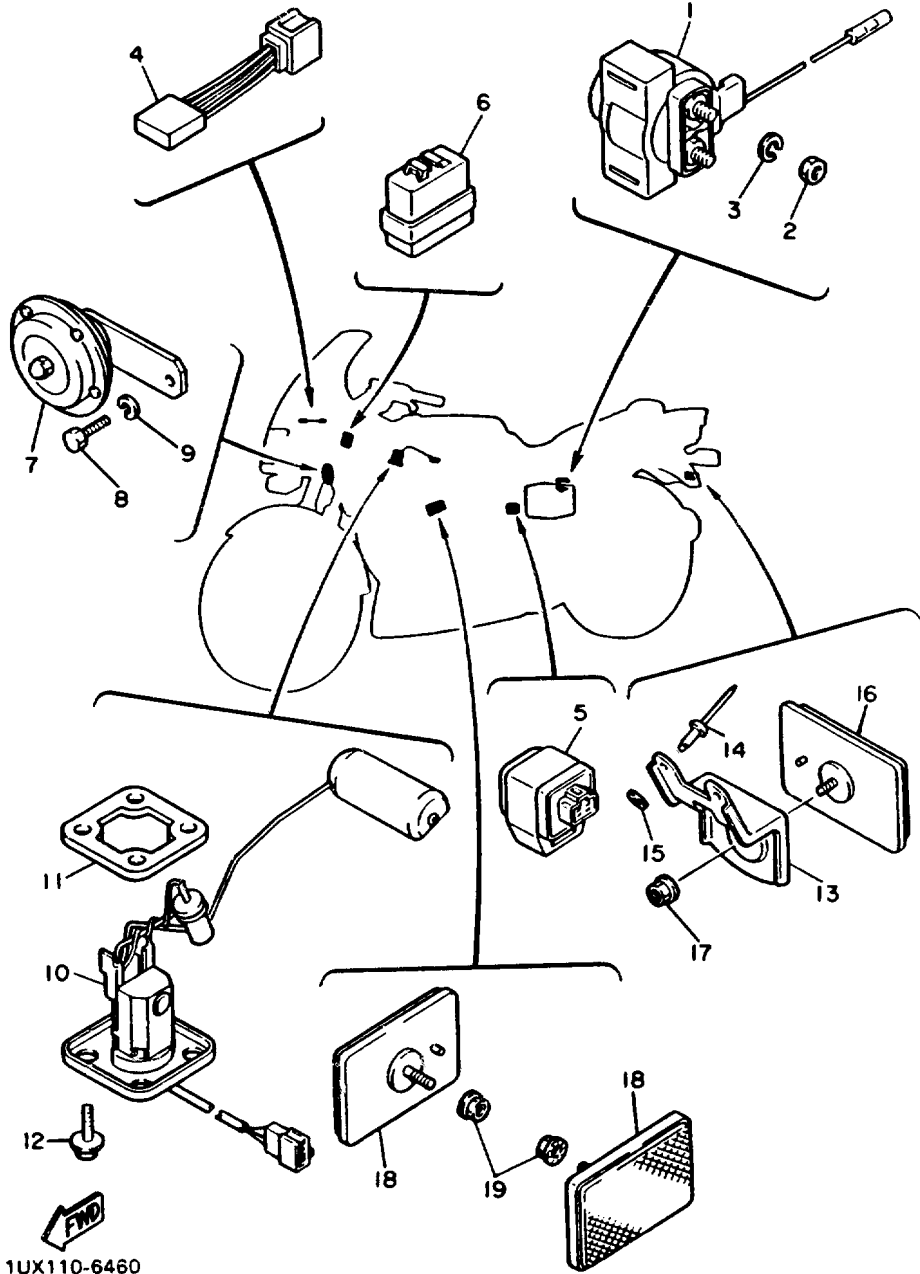
| Ref. No. | Part Number     | Description                 | Qty | Remarks |
|----------|-----------------|-----------------------------|-----|---------|
| 1        | 47M-84710-60-00 | TAILLIGHT UNIT ASSEMBLY ..  | 1   |         |
| 2        | 47M-84710-60-00 | . TAILLIGHT UNIT ASSEMBLY . | 1   |         |
| 3        | 256-84714-61-00 | . BULB (12V-27/8W) .....    | 2   |         |
| 4        | 90480-14412-00  | GROMMET .....               | 2   |         |
| 5        | 97021-06030-00  | BOLT .....                  | 2   |         |
| 6        | 92995-06100-00  | WASHER, SPRING .....        | 2   |         |
| 7        | 90387-06028-00  | COLLAR .....                | 2   |         |
| 8        | 90201-063J2-00  | WASHER, PLATE .....         | 2   |         |
| 9        | 26H-84751-00-98 | BRACKET, LICENSE .....      | 1   |         |
| 10       | 97316-06016-00  | UNAVAILABLE IN PRICE BOOK   | 2   |         |
| 11       | 92906-06100-00  | WASHER, SPRING .....        | 2   |         |
| 12       | 90201-06067-00  | WASHER, PLATE .....         | 2   |         |

# TURNSIGNAL



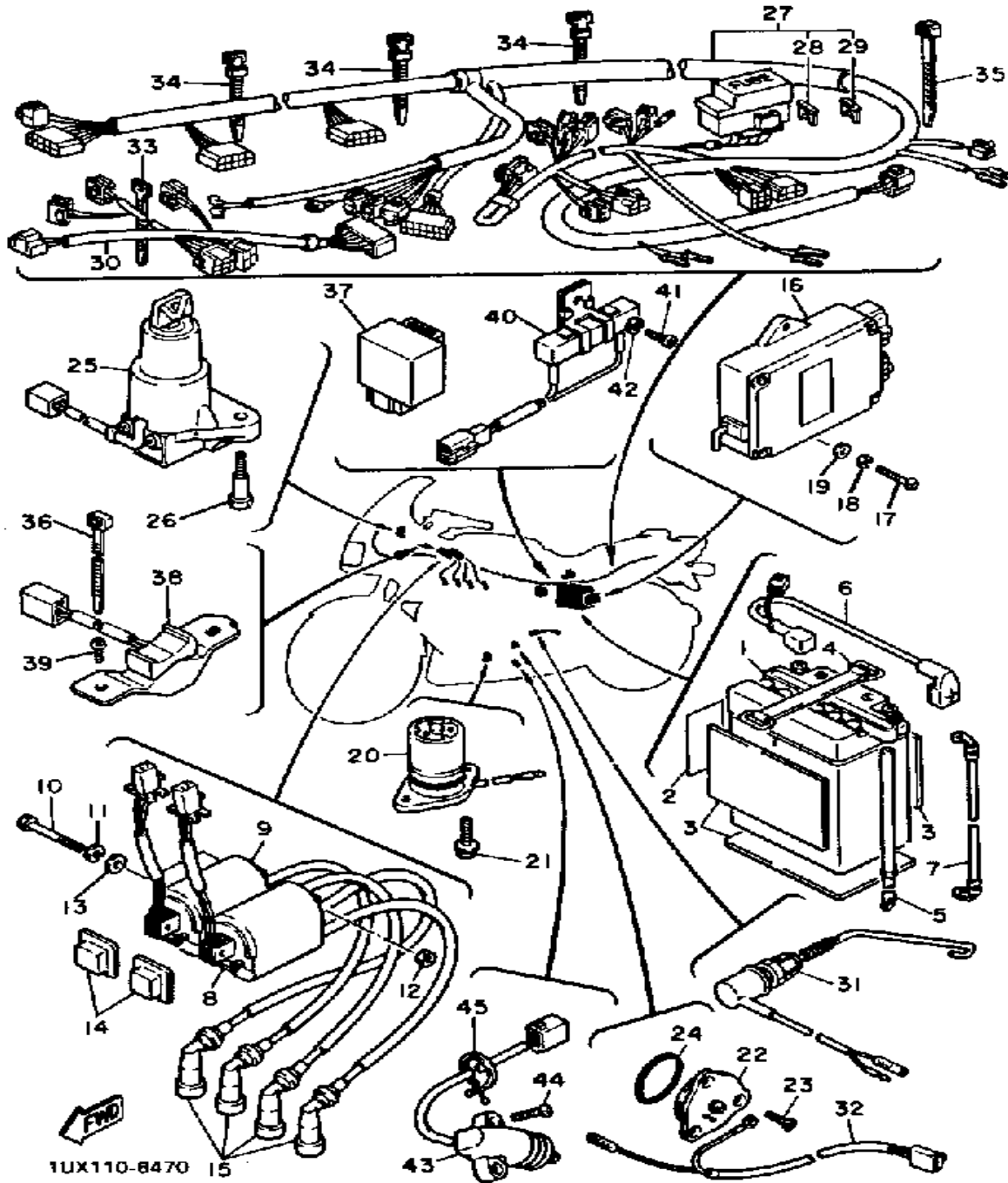
| Ref. No. | Part Number     | Description                              | Qty | Remarks |
|----------|-----------------|--|-----|---------|
| 1        | 1WJ-83310-01-00 | FRT FLSHR LITE ASSEMBLY LIGHT ASSEMBLY 1 | 1   |         |
| 2        | 1TX-83312-00-00 | . LENS, FLASHER                          | 1   |         |
| 3        | 1TX-83313-00-00 | . GASKET, FLSHR LENS                     | 1   |         |
| 4        | 97780-40116-00  | . SCREW, TAPPING                         | 1   |         |
| 5        | 256-84714-61-00 | . BULB (12V-27/8W)                       | 1   |         |
| 6        | 1WJ-83320-01-00 | FRT FLSHR LITE ASSEMBLY LIGHT ASSEMBLY 2 | 1   |         |
| 7        | 1TX-83322-00-00 | . LENS, FLASHER 2                        | 1   |         |
| 8        | 1TX-83313-00-00 | . GASKET, FLSHR LENS                     | 1   |         |
| 9        | 97780-40116-00  | . SCREW, TAPPING                         | 1   |         |
| 10       | 256-84714-61-00 | . BULB (12V-27/8W)                       | 1   |         |
| 11       | 97702-40614-00  | SCREW, TAPPING                           | 4   |         |
| 12       | 1UF-83330-00-00 | REAR FLASHER LIGHT ASSEMBLY 1            | 1   |         |
| 13       | 51L-83342-01-00 | . LENS, FLASHER 2                        | 1   |         |
| 14       | 256-83311-70-XX | . BULB, TS 12V27W                        | 1   |         |
| 15       | 97706-40620-00  | . SCREW, TAPPING                         | 1   |         |
| 16       | 1UF-83340-00-00 | FLASHER LIGHT ASSEMBLY 2                 | 1   |         |
| 17       | 51L-83332-01-00 | . LENS, FLASHER                          | 1   |         |
| 18       | 256-83311-70-XX | . BULB, TS 12V27W                        | 1   |         |
| 19       | 97706-40620-00  | . SCREW, TAPPING                         | 1   |         |
| 20       | 95706-12500-00  | NUT, FLANGE                              | 2   |         |
| 21       | 36Y-83368-00-00 | STAY, FLASHER                            | 1   |         |
| 22       | 36Y-83369-00-00 | STAY, FLASHER                            | 1   |         |
| 23       | 95811-08012-00  | BOLT, FLANGE                             | 2   |         |
| 24       | 18G-83365-00-00 | CAP                                      | 2   |         |

# ELECTRICAL 1



| Ref. No. | Part Number     | Description                                | Qty | Remarks                      |
|----------|-----------------|--|-----|------------------------------|
| 1        | 36Y-81940-00-00 | STARTER RELAY ASSEMBLY .                   | 1   |                              |
| 2        | 95380-06700-00  | NUT .....                                  | 2   |                              |
| 3        | 92995-06100-00  | WASHER, SPRING .....                       | 2   |                              |
| 4        | 4U8-81980-M0-00 | DIODE ASSEMBLY .....                       | 1   | FOR SIDE STAND SAFETY DEVISE |
| 5        | 4U8-81950-02-00 | RELAY ASSEMBLY.<br>(4U8-81950-00) .....    | 1   | FOR SIDE STAND               |
| 6        | 41R-83350-71-00 | FLASHER RELAY ASSEMBLY .                   | 1   |                              |
| 7        | 4V8-83371-20-00 | HORN .....                                 | 1   |                              |
| 8        | 97016-08016-00  | BOLT .....                                 | 1   |                              |
| 9        | 92906-08100-00  | WASHER, SPRING .....                       | 1   |                              |
| 10       | 36Y-85752-03-00 | SNDR UT ASSEMBLY,<br>F/MTRFUEL METER ..... | 1   |                              |
| 11       | 5G3-85753-00-00 | GASKET, SENDER UNIT .....                  | 1   |                              |
| 12       | 90119-05071-00  | BOLT, WITH WASHER .....                    | 4   |                              |
| 13       | 47M-85132-00-00 | BRACKET, REFLECTOR 1 ....                  | 1   |                              |
| 14       | 90267-32070-00  | RIVET, BLIND .....                         | 2   |                              |
| 15       | 92990-03200-00  | WASHER, PLAIN .....                        | 2   |                              |
| 16       | 3G1-85130-01-00 | REAR REFLECTOR ASSEMBLY                    | 1   |                              |
| 17       | 95701-05500-00  | NUT, FLANGE .....                          | 1   |                              |
| 18       | 4X7-85110-00-00 | FRT REFLECTOR ASSEMBLY .                   | 2   |                              |
| 19       | 95701-05500-00  | NUT, FLANGE .....                          | 2   |                              |

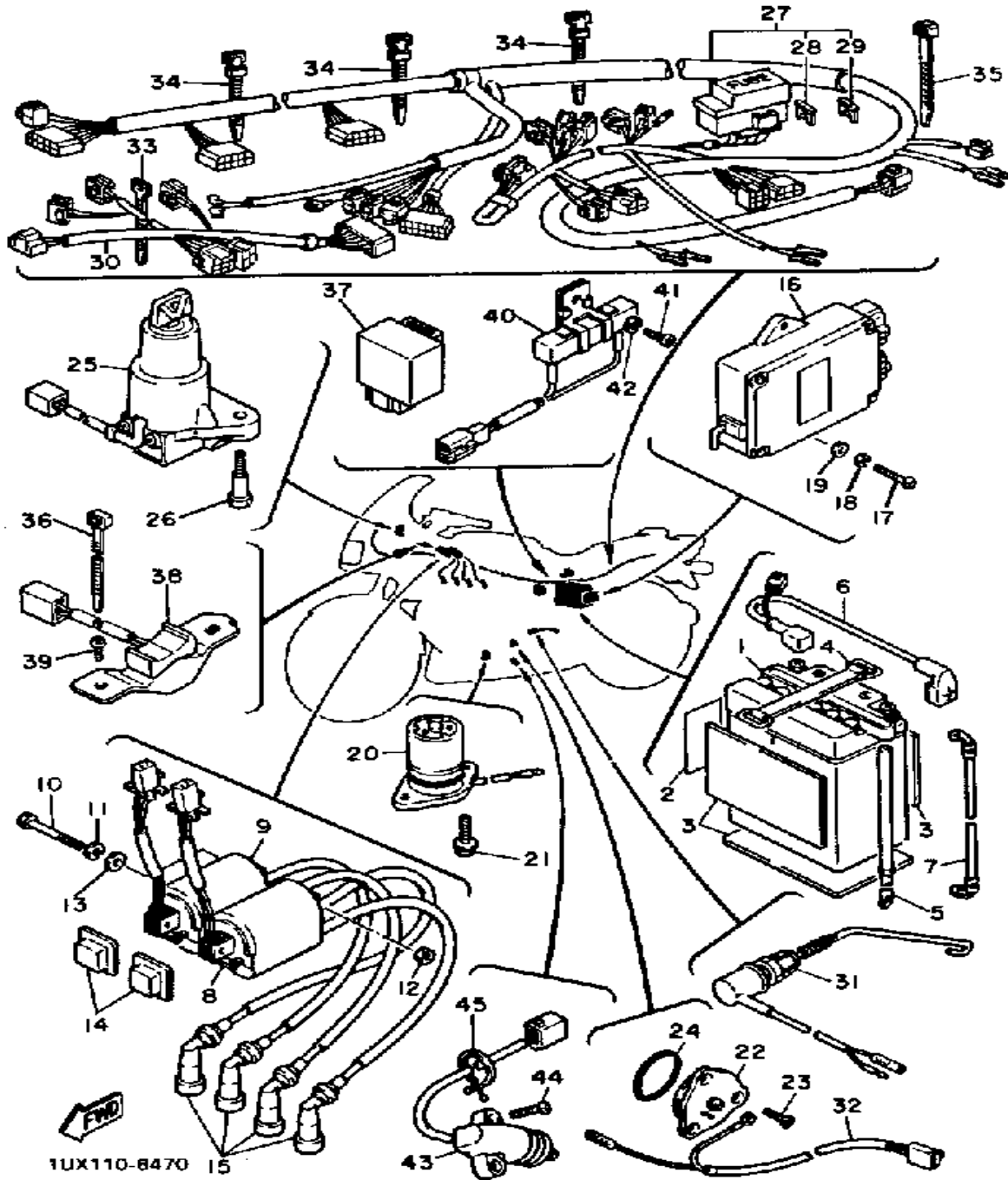
# ELECTRICAL 2



| Ref. No. | Part Number     | Description                     | Qty | Remarks |
|----------|-----------------|---------------------------------|-----|---------|
| 1        | BTY-YB14L-A2-00 | BATTERY ASSEMBLY (YB14L-A2)     | 1   |         |
| 2        | 118-82141-09-00 | LABEL, BATTERY                  | 1   |         |
| 3        | 5X2-24183-00-00 | DAMPER, LOCATING 3              | 3   |         |
| 4        | 2T4-82131-00-00 | BAND, BATTERY                   | 1   |         |
| 5        | 90445-083A4-00  | HOSE                            | 1   |         |
| 6        | 1TX-82115-00-00 | WIRE, PLUS LEAD                 | 1   |         |
| 7        | J56-H2116-00-00 | WIRE, MINUS LEAD (J14-82116-00) | 1   |         |
| 8        | 36Y-82310-60-00 | IGNITION COIL ASSEMBLY          | 1   |         |
| 9        | 36Y-82320-60-00 | IGNITION COIL ASSEMBLY          | 1   |         |
| 10       | 97313-06070-00  | NUT (97301-06070)               | 1   |         |
| 11       | 92995-06100-00  | WASHER, SPRING                  | 1   |         |
| 12       | 95380-06600-00  | NUT                             | 1   |         |
| 13       | 92990-06200-00  | WASHER                          | 1   |         |
| 14       | 4U8-82317-00-00 | DAMPER, IGNITION COIL           | 2   |         |
| 15       | 1UY-82370-20-00 | PLUG CAP ASSEMBLY               | 4   |         |
| 16       | 1UX-82305-10-00 | IGNITOR UNIT ASSEMBLY 1ASSEMBLY | 1   |         |
| 17       | 98580-06020-00  | SCREW                           | 2   |         |
| 18       | 92995-06100-00  | WASHER, SPRING                  | 2   |         |
| 19       | 92990-06600-00  | WASHER, PLATE                   | 2   |         |
| 20       | 4H7-85720-01-00 | OIL LVL GAUGE ASSEMBLY          | 1   |         |
| 21       | 95026-06016-00  | BOLT, FLANGE                    | 2   |         |
| 22       | 1L9-82540-00-00 | NEUTRAL SWITCH ASSEMBLY         | 1   |         |
| 23       | 98701-05012-00  | SCREW, FLAT HEAD                | 3   |         |
| 24       | 93210-29196-00  | O-RING                          | 1   |         |
| 25       | 3JV-82501-00-00 | MAIN SWITCH STEERING LOCK       | 1   |         |
| 26       | 97522-06216-00  | BOLT (90109-06614-00)           | 2   |         |

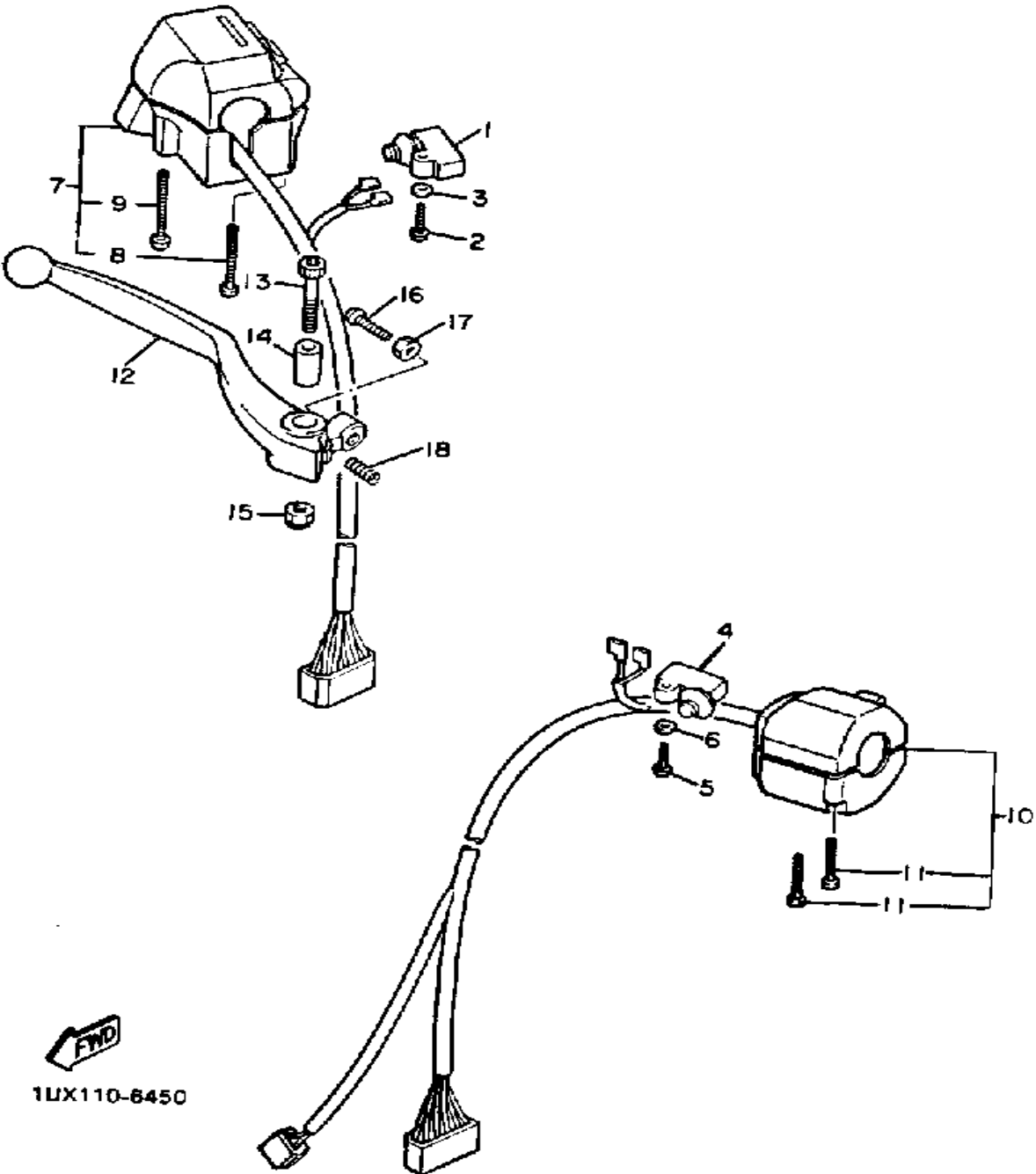
CONTINUED ON NEXT FRAME ►

# ELECTRICAL 2



| Ref. No. | Part Number      | Description                   | Qty | Remarks |
|----------|------------------|-------------------------------|-----|---------|
| 27       | 1WJ-82590-00-00  | WIRE HARNESS ASSEMBLY         | 1   |         |
| 28       | 36Y-82151-00-00  | . FUSE (15A-BL)               | 4   |         |
| 29       | 1AE-82151-00-00  | . FUSE (30A-BL)               | 2   |         |
| 30       | 1WJ-82580-00-00  | WIRE HARNESS ASSEMBLY 2       | 1   |         |
| 31       | 36Y-82530-02-00  | STOP SWITCH ASSEMBLY          | 1   |         |
| 32       | 36Y-82509-00-00  | WIRE, SUB LEAD                | 1   |         |
| 33       | 25G-83936-01-00  | BAND, SWITCH CORD             | 2   |         |
| 34       | 5Y9-12491-00-00  | CLAMP 1                       | 9   |         |
| 35       | 90464-13073-00   | CLAMP                         | 1   |         |
| 36       | (90465-13275-00) | CLAMP                         | 1   |         |
| 37       | 1TX-85740-00-00  | CONTROL UNIT ASSEMBLY         | 1   |         |
| 38       | 3TJ-83964-00-00  | SWITCH                        | 1   |         |
| 39       | 90154-05005-00   | SCREW, BINDING                | 2   |         |
| 40       | 1TX-85370-00-00  | RESISTOR ASSEMBLY             | 1   |         |
| 41       | 98580-06010-00   | SCREW, PAN HEAD (92503-06010) | 1   |         |
| 42       | 92995-06100-00   | WASHER, SPRING                | 1   |         |
| 43       | 33E-82566-00-00  | SWITCH, SIDE STAND            | 1   |         |
| 44       | 98706-05016-00   | SCREW, FLAT HEAD              | 2   |         |
| 45       | 90464-23041-00   | CLAMP                         | 1   |         |

# HANDLE SWITCH - LEVER



| Ref. No. | Part Number     | Description                     | Qty | Remarks     |
|----------|-----------------|---------------------------------|-----|-------------|
| 1        | J45-82503-01-00 | SWITCH, ALARM .....             | 1   | SWITCH ASSY |
| 2        | 98506-04018-00  | SCREW, PAN HEAD .....           | 1   |             |
| 3        | 92906-04600-00  | WASHER, PLATE .....             | 1   |             |
| 4        | 36Y-82917-00-00 | SWITCH .....                    | 1   |             |
| 5        | 98506-04018-00  | SCREW, PAN HEAD .....           | 1   |             |
| 6        | 92906-04600-00  | WASHER, PLATE .....             | 1   |             |
| 7        | 47M-83975-01-00 | SWITCH, HANDLE 2 .....          | 1   |             |
| 8        | 98506-05040-00  | . SCREW, PAN HEAD .....         | 1   |             |
| 9        | 98506-05045-00  | . SCREW, PAN HEAD .....         | 1   |             |
| 10       | 1UX-83973-00-00 | SWITCH, HANDLE 3 .....          | 1   |             |
| 11       | 98506-05035-00  | . SCREW, PAN HEAD .....         | 2   |             |
| 12       | 36Y-83922-00-00 | LEVER R .....                   | 1   |             |
| 13       | 90110-06074-00  | BOLT, HEXAGON SOCKET HEAD ..... | 1   |             |
| 14       | 36Y-83913-01-00 | COLLAR, LEVER 1 .....           | 1   |             |
| 15       | 95616-06100-00  | NUT, U .....                    | 1   |             |
| 16       | 90149-06153-00  | SCREW, SPEC'L SHAPE .....       | 1   |             |
| 17       | 90170-06010-00  | NUT .....                       | 1   |             |
| 18       | 90501-10312-00  | SPRING, COMPRESSION .....       | 1   |             |

FWD  
1UX110-6450

## FJ1200T, TC 1987 SERVICE DATA

|  |  |                |
|--|--|----------------|
| <b>MODEL - IBM I.D. NUMBER</b>                             | FJ1200T - 1UX                                    | FJ1200TC - 1WJ |
| <b>Initial Engine Number / Frame Number</b>                | See Page 2                                       |                |
| <b>Fuel Type / Total Fuel Tank Capacity / Reserve Cap.</b> | Regular / 22.0 Lit (5.8 gal) / 5.0 Lit (1.3 gal) |                |

|   |   |  |
|---|---|--|
| <b>ENGINE TYPE</b>                                      | 4-Stroke, DOHC, Parallel-Four                     |  |
| <b>Bore / Stroke / Number Cylinders / Displacement</b>  | 77mm / 63.8mm / 4 / 1188cc                        |  |
| <b>Compression Ratio/Compression Pressure Min~Max</b>   | 9.7:1 / 9~12 kg/cm <sup>2</sup> (128 psi~171 psi) |  |
| <b>Piston Skirt Clearance New / Max</b>                 | 0.03 ~ 0.05mm / 0.1mm                             |  |
| <b>Ring End Gap Top / 2nd / 3rd</b>                     | 0.20 ~ 0.35mm / 0.20 ~ 0.35mm / 0.2 ~ 0.8mm       |  |
| <b>Valve Clearance (Cold) Intake / Exhaust</b>          | 0.11 ~ 0.15mm / 0.16 ~ 0.20mm                     |  |
| <b>Oiling System</b>                                    | Wet Sump (Trochoid Type)                          |  |
| <b>Capacity: Dry</b>                                    | 4200cc (4.4 qt)                                   |  |
| <b>Oil &amp; Filter Change / Oil Change Only</b>        | 3350cc (3.5 qt) / 3000cc (3.2 qt)                 |  |
| <b>Oil Filter Part Number</b>                           | 36Y-13441-00-00                                   |  |
| <b>Lubricant: Temp Above 5°C (40°F)</b>                 | Yamalube 4* or SAE 20W40 SE or SF                 |  |
| <b>Temp Below 15°C (60°F)</b>                           | SAE 10W30 SE or SF                                |  |
| <b>Cooling System / Capacity / Cap Opening Pressure</b> | φ   |  |
| <b>Coolant Type / Mixing Ratio</b>                      | φ / φ   |  |

|   |       |  |
|---|-------|--|
| <b>AUTOLUBE - Min Stroke / Color Code</b> | φ / φ |  |
| <b>Minimum Output @ 200 Cycles</b>        | φ     |  |
| <b>Maximum Output @ 200 Cycles</b>        | φ     |  |

|   |  |            |
|---|--|------------|
| <b>CARBURETOR - Manufacturer / Type / I.D. Number</b>   | Mikuni / BS36 / T: 1UX-00                    | TC: 1WJ-00 |
| <b>Main Jet / Pilot Jet / Pilot Screw (Turns Out)</b>   | 112.5 / 37.5 / 2.0                           |            |
| <b>Needle Jet / Jet Needle / Clip Position</b>          | Y-2 (#378) / 5FZ72 / Fixed                   |            |
| <b>Slide Cutaway</b>                                    | φ  |            |
| <b>Float Height / Fuel Level</b>                        | 22.3 ±1.0mm / 3.0 ±1.0mm (with special tool) |            |
| <b>Idle rpm</b>   | 1000 ±50                                     |            |
| <b>Max CO<sub>e</sub> / Max HC<sub>e</sub> / Set CO</b> | 7.0% / 800 ppm / 3.0%                        |            |

|  |  |  |
|--|--|--|
| <b>SUSPENSION</b>                              |  |  |
| <b>Oil Type / Level / Qty</b>                  | 10 Wt. Fork Oil* / 141mm / 424cc (14.3 oz)                                   |  |
| <b>Gas Pressure Min ~ Max / Standard</b>       | φ / φ  |  |
| <b>Spring Length Standard</b>                  | 383mm  |  |
| <b>Rear: Gas Pressure Min ~ Max / Standard</b> | 11 ~ 13 kg/cm <sup>2</sup> (156 ~ 185 psi) / 12 kg/cm <sup>2</sup> (171 psi) |  |
| <b>Minimum Brake Lining Thickness: Front</b>   | 0.5mm / 0.5mm  |  |
| <b>Tire Size / Nominal Pressure: Front</b>     | 120/80-V16 / 2.3 kg/cm <sup>2</sup> (33 psi)                                 |  |
| <b>Rear</b>                                    | 150/80-V16 / 2.5 kg/cm <sup>2</sup> (36 psi)                                 |  |

|  |   |  |
|--|---|--|
| <b>TRANSMISSION - Oil Type / Qty Change / Qty Dry</b>  | See ENGINE Above                            |  |
| <b>Secondary Drive Type / Teeth / Chain / Freeplay</b> | Chain / 41~17 / 50ZL Daido - 410L / 15~20mm |  |
| <b>Middle Gear Case Capacity</b>                       | φ   |  |
| <b>Final Gear Case Capacity</b>                        | φ   |  |
| <b>Gear Case Lubricant</b>                             | φ   |  |

|              |         |       |       |        |                    |
|--------------|---------|-------|-------|--------|--------------------|
| SERVICE COPY | SER MGR | MECH  | MECH  | MECH   | BINDER             |
| OFFICE COPY  | GEN MGR | SALES | PARTS | BINDER | <b>PAGE 1 OF 2</b> |

|  |  |
|--|--|
| <b>CHARGING SYSTEM</b>                                 | AC Generator / Three Phase / Full Wave |
| <b>Battery: Model / Specific Gravity / Charge Rate</b> | YB14L (12V14AH) / 1.280 / 1.4A         |
| <b>Maximum Output</b>                                  | 14V26A @ 5000 rpm                      |
| <b>Field Coil Color Code / Ω</b>                       | Br ~ B / 4Ω ±5%                        |
| <b>Stator Coil Color Code / Ω</b>                      | W ~ W / 0.196Ω ±2.5                    |
| <b>Charge Coil Color Code / Ω</b>                      | φ / φ                                  |

|   |   |
|---|---|
| <b>IGNITION SYSTEM</b>                                  | Transistor Controlled                       |
| <b>Ignition Timing (BTDC)</b>                           | 5° @ 1000 rpm                               |
| <b>Spark Plug Type</b>                                  | NGK DP8EA-9 or ND X24ER-U9                  |
| <b>Spark Plug Gap / Torque / Cap Ω</b>                  | 0.8 ~ 0.9mm / 1.75 m·kg (12.5 ft·lb) / 10KΩ |
| <b>Ignition Coil Test Gap / Primary Ω / Secondary Ω</b> | 6mm / 2.7Ω ±10% / 12KΩ ±20%                 |
| <b>Pulser Coil or Pickup Coil Color Code / Ω</b>        | O ~ B, B ~ Gy / 165Ω ±10%                   |
| <b>Source Coil Color Code / Ω</b>                       | φ / φ                                       |

|  |                                |
|--|--------------------------------|
| <b>LIGHTING SYSTEM</b>                       |                                |
| <b>Headlight / Taillight / Signal Rating</b> | 12V60-55W / 12V8W-27W / 12V27W |
| <b>Lighting Coil Color Code / Ω</b>          | φ / φ                          |

|   |                            |
|---|----------------------------|
| <b>TORQUE VALUES</b>                      |                            |
| <b>Front Axle Nut</b>                     | M14: 7.8 m·kg (56 ft·lb)   |
| <b>Front Axle Holder Nut</b>              | M8: 2.0 m·kg (14 ft·lb)    |
| <b>Rear Axle Nut</b>                      | M18: 15.0 m·kg (109 ft·lb) |
| <b>Rear Axle Pinch Bolt</b>               | φ                          |
| <b>Clutch Nut</b>                         | M20: 7.0 m·kg (50 ft·lb)   |
| <b>Drain Plug</b>                         | M14: 4.3 m·kg (31 ft·lb)   |
| <b>Flywheel Nut</b>                       | φ                          |
| <b>Cylinder Head Cover</b>                | M6: 1.0 m·kg (7.2 ft·lb)   |
| <b>Cylinder Head:</b>                     | M10: 3.5 m·kg (25 ft·lb)   |
| <b>Drive Chain Sprocket (Drive)</b>       | M22: 8.5 m·kg (61 ft·lb)   |
| <b>Engine Mounting Bolts: Front Upper</b> | M10: 5.5 m·kg (40 ft·lb)   |
| <b>Front Lower</b>                        | M10: 5.5 m·kg (40 ft·lb)   |
| <b>Front Stay:</b>                        | M8: 2.8 m·kg (20 ft·lb)    |
| <b>Rear Upper</b>                         | M10: 5.5 m·kg (40 ft·lb)   |
| <b>Rear Lower</b>                         | M12: 9.0 m·kg (65 ft·lb)   |

|   |   |
|---|---|
| <b>Initial Engine Number / Frame Number</b> | FJ1200T: 1UX-010101 / JYA1UX00( )HA010101                         |
|   | FJ1200TC (Calif. model only):<br>1WJ-002101 / JYA1WJ00( )HA002101 |

φ = Does Not Apply to This Model  
NA = Information Not Available

\* = Available from YPDI  
⊕ = For Diagnostic Use Only

### SERVICE LITERATURE

| PUBLICATION     | PART NUMBER     | REMARKS                   |
|-----------------|-----------------|---------------------------|
| Owner's Manual  | LIT-11626-05-58 | Supp. to FJ1100N/NC, S/SC |
| Service Manual  | LIT-11616-05-00 |                           |
| Assembly Manual | LIT-11666-05-00 |                           |
| Consumer Info.  | LIT-11656-04-32 |                           |

